

RCI Insurance Limited

Annual Report and Financial Statements for the year ended

31 December 2025

Contents

| | Pages |
|---|--------------|
| Directors' Report | 1 - 2 |
| Statement of Directors' Responsibilities for the financial statements | 3 |
| Statement of Profit and Loss | 4 - 5 |
| Statement of Comprehensive Income | 6 |
| Statement of Changes in Equity | 7 |
| Statement of Financial Position | 8 |
| Statement of Cash Flows | 9 |
| Notes to the Financial Statements | 10 - 50 |
| Independent Auditor's Report | |

Directors' Report

The Directors present the annual report and the audited financial statements of RCI Insurance Limited (the "Company") for the year ended 31 December 2025.

Principal activities

The Company's principal activity is that of carrying on business of insurance and reinsurance falling within Classes 1, 2 and 16 of the Insurance Business Act, Cap.403 of the Laws of Malta.

Review of the business

This is the sixteenth year of operation of the Company, with the Company writing direct insurance business in Germany, France, Italy, Spain, Romania, Austria and Portugal and as from 2025 also in Poland. The Company also writes business of reinsurance in France, Germany and Italy and from 2025 also in Austria and Switzerland.

During the year ended 31 December 2025 the Company wrote a total net insurance service result of €135,145,392 increase of 12% compared to that written during 2024 at €120,513,607.

The Company's net investment income has gone down by 3% to €7,829,577 in 2025 (2024: increased by 32% to €8,040,802).

The total profit for the year after tax amounted to €92,933,730 (2024 €83,504,901). This has increased slightly from prior year due to the introduction of both Insurance and Reinsurance products launched in 2025.

The Shareholders' Funds of the Company at €208,724,792 (2024: €198,950,324) increased by 5% (2024: 12.10%) showing a stable profit after tax registered during the year under review and no capital contribution made during the year 2025 (2024: further capital contribution made amounting to €26,445,830).

As of 1 January 2016, the Solvency II Directive (2009/138/EC) came into force with new regulatory requirements that ascertain the level of capital required on the basis of the risks the Company undertakes. Solvency II also outlines how the own funds shall be derived by converting the Statement of Financial Position from an IFRS perspective to one where assets and liabilities are measured in line with their underlying economic value. As from this date, the solvency calculations under Solvency I regime are no longer applicable.

Based on the audited Solvency Capital Requirements ("SCR") calculations as at 31 December 2025, the Company has complied with the capital and solvency requirements as stipulated in the rules issued by the MFSA. Going forward, the Company is also expected to continue meeting the Solvency II requirements, based on the projected SCR calculations included in the 2025 Own Risk and Solvency Assessment ("ORSA") report.

Principal risks

The Company is exposed to a mixed blend of risks and hence operates a risk management strategy with the objective of controlling and minimising their impact on the financial performance and position of the Company.

An established risk governance framework and ownership structure ensures oversight of accountability for the effective management of risk. In line with the Solvency II framework, the Company's risk management framework fosters the continuous monitoring of the risk environment and an integrated evaluation of risks and their interactions.

The Company's risk management framework is designed to provide appropriate risk monitoring and assessment. Specifically, the Company's main risks are insurance risk, credit risk, market risk and liquidity risk. A detailed review of the risk management policies employed by the Company are disclosed in Note 19. While disclosures relating to exposures to insurance risk, credit risk, liquidity risk and market risk are included in Note 20. These are also supplemented by Note 2.5 relating to the material accounting policies.

Directors' Report- continued

Future developments

The Board has considered the Company's operational performance and position as at year end, as well as business plans for the upcoming years. In line with this, the Board has a reasonable expectation that the Company has adequate resources to continue in operational existence for the foreseeable future. For this reason, in preparing the financial statements, the Board continues to adopt the going concern basis in preparing the financial statements.

Post balance sheet events

There were no important events or transactions which took place after the financial reporting date which would require disclosure or adjustment to the financial statements.

Results and dividends

The results for the year are set out in the Profit and Loss on pages 5 and 6. During the year 2025, the Board declared a total interim dividend amounting to €83,504,901 paid in cash (2024: €110,083,331, of which €83,637,501 was paid in cash whilst the amount of €26,445,830 related to a one-time extraordinary dividend declared following the increase in retained earnings relating to the transition impact of IFRS17 declared back in 2022). The Directors do not recommend the payment of a final dividend.

Directors

The Directors of the Company who held office during the year were:

Mr Patrick Claude
Mr Thomas Pierre Marie Groleau
Mr John Bonett
Ms Caroline Jeandéau


Auditors

The Directors take the opportunity to express their gratitude to Forvis Mazars Malta for their service to the Company and the Shareholders.

By order of the Board



Thomas Pierre Marie Groleau
Director



Caroline Jeandéau
Director

Registered office
Level 3, Mercury Tower,
The Exchange Financial and Business Centre,
Triq Elia Zammit,
St. Julians, STJ 3155
Malta

27th March 2026

Statement of Directors' Responsibilities for the financial statements

The Directors are required by the Companies Act (Cap. 386 of the Laws of Malta) and the Insurance Business Act (Cap. 403 of the Laws of Malta) to prepare financial statements in accordance with International Financial Reporting Standards ("IFRSs") as adopted by the EU, which give a true and fair view of the state of affairs of the Company at the end of each financial year and of the profit or loss of the Company for the year then ended. In preparing the financial statements, the Directors should:

- select suitable accounting policies and apply them consistently;
- make judgements and estimates that are reasonable;
- prepare the financial statements on a going concern basis, unless it is inappropriate to presume that the Company will continue in business as a going concern;
- account for income and charges relating to the accounting year on the accruals basis;
- value separately the components of asset and liability items; and
- report comparative figures corresponding to those of the preceding accounting year.

The Directors are responsible for ensuring that proper accounting records are kept which disclose with reasonable accuracy at any time the financial position of the Company and which enable the Directors to ensure that the financial statements comply with the Companies Act (Cap. 386 of the Laws of Malta) and the Insurance Business Act (Cap. 403 of the Laws of Malta). This responsibility includes designing, implementing and maintaining such internal control as the Directors determine is necessary to enable the preparation of financial statements that are free from material misstatement, whether due to fraud or error. The Directors are also responsible for safeguarding the assets of the Company, and hence for taking reasonable steps for the prevention and detection of fraud and other irregularities.

Statement of Profit and Loss

| | Year ended 31 December | |
|---|------------------------|--------------|
| | 2025 € | 2024 € |
| CSM recognized for services provided | 124,651,451 | 118,545,156 |
| Change in risk adjustment for non-financial risk for risk expired | 2,483,298 | 2,048,087 |
| Expected insurance service expenses incurred: | 47,393,920 | 33,231,925 |
| <i>Claims</i> | 33,891,884 | 22,220,947 |
| <i>Expenses</i> | 13,502,036 | 11,010,978 |
| Recovery of insurance acquisition cash flows | 77,456,136 | 59,701,240 |
| TOTAL INSURANCE REVENUE | 251,984,805 | 213,526,408 |
| Incurred insurance service expenses: | (40,906,372) | (38,999,702) |
| <i>Claims</i> | (27,711,070) | (25,693,477) |
| <i>Expenses</i> | (13,352,128) | (13,306,225) |
| <i>Other movements related to current service</i> | 156,826 | - |
| Amortisation of insurance acquisition cash flows | (77,456,136) | (59,701,240) |
| Changes that relate to past service: | 11,790,921 | 9,112,798 |
| <i>Changes in estimates in LIC fulfilment cash flows</i> | 8,136,341 | 6,050,569 |
| <i>Experience adjustments in claims and other insurance service expenses in LIC</i> | 3,654,580 | 3,062,229 |
| Changes that relate to future service: | (638,282) | (335,661) |
| <i>Losses and reversal of losses on onerous contracts - subsequent measurement</i> | (638,282) | (335,661) |
| TOTAL INSURANCE SERVICE EXPENSES | (107,209,869) | (89,923,805) |
| Net Expenses from Reinsurance Contracts | | |
| Allocation of the premiums paid | (4,972,602) | (3,126,893) |
| Amounts recovered from reinsurance: | (834,146) | 2,314,408 |
| Incurred insurance service expenses: | 2,291,409 | 3,279,446 |
| <i>Claims</i> | 2,295,672 | 3,279,446 |
| <i>Other movements related to current service</i> | (4,263) | - |
| Changes that relate to past service (changes in fulfilment cash flows re LIC): | (3,125,555) | (965,309) |
| <i>Changes in estimates in LIC fulfilment cash flows</i> | (2,744,769) | (474,938) |
| <i>Experience adjustments in claims and other insurance service expenses in LIC</i> | (380,786) | (490,101) |
| Total net expenses from reinsurance contracts | (5,806,748) | (812,485) |
| INSURANCE SERVICE RESULT | 138,968,188 | 122,790,118 |

Statement of Profit and Loss - continued

| | Notes | Year ended 31 December | |
|---|-------|------------------------|--------------|
| | | 2025 € | 2024 € |
| INSURANCE SERVICE RESULT - continued | | 138,968,188 | 122,790,118 |
| Insurance finance income or expenses from insurance contracts issued | | (4,660,341) | (2,332,409) |
| <i>Interest accreted on the carrying amount of the CSM</i> | | (8,565,307) | (7,576,400) |
| <i>Interest accreted on present value cash flows</i> | | 4,137,065 | 5,439,600 |
| <i>Interest accreted on risk adjustment</i> | | (232,099) | (195,609) |
| The effect of financial risk and changes in financial risk | | 1,530,338 | 26,294 |
| Total Insurance Finance Income or Expense from Insurance Contracts | | (3,130,003) | (2,306,115) |
| Insurance finance income or expenses from reinsurance contracts issued | | 1,244,520 | 29,711 |
| <i>Interest accreted on the carrying amount of the CSM</i> | | 52,672 | 3,030 |
| <i>Interest accreted on present value cash flows</i> | | 1,150,754 | 23,432 |
| <i>Interest accreted on risk adjustment</i> | | 41,094 | 3,249 |
| The effect of financial risk and changes in financial risk | | (1,937,313) | (107) |
| Total Insurance Finance Income or Expense from Reinsurance Contracts | | (692,793) | 26,604 |
| NET FINANCIAL RESULT | | (3,822,796) | (2,276,511) |
| NET INSURANCE SERVICE RESULT (EXCLUDING INVESTMENT RETURN) | | 135,145,392 | 120,513,607 |
| NET INVESTMENT INCOME | 15 | 7,829,577 | 8,040,802 |
| PROFIT BEFORE TAX | | 142,974,969 | 128,554,409 |
| INCOME TAX EXPENSE | 18 | (50,041,239) | (45,049,508) |
| PROFIT FOR THE FINANCIAL YEAR | | 92,933,730 | 83,504,901 |

The accompanying accounting policies and explanatory notes on pages 10 to 50 form an integral part of the financial statements.

Statement of Comprehensive Income

| | Year ended 31 December | |
|---|------------------------|-------------|
| | 2025 | 2024 |
| | € | € |
| PROFIT FOR THE FINANCIAL YEAR (page 5) | 92,933,730 | 83,504,901 |
| OTHER COMPREHENSIVE INCOME | | |
| Net gain on investments in debt securities measured at FVOCI | 907,146 | 1,745,686 |
| Finance expenses from insurance contracts issued | (721,222) | 4,240,204 |
| Finance income from reinsurance contracts issued | 345,829 | 148,428 |
| Income tax relating to these items above | (186,113) | (2,147,011) |
| OTHER COMPREHENSIVE INCOME FOR THE YEAR, NET OF TAX | 345,640 | 3,987,307 |
| TOTAL COMPREHENSIVE INCOME FOR THE YEAR TO ORDINARY SHAREHOLDERS | 93,279,370 | 87,492,208 |

The accompanying accounting policies and explanatory notes on pages 10 to 50 form an integral part of the financial statements.

Statement of Changes in Equity

| | Share Capital € | Retained Earnings € | Capital Contribution Reserve € | Other Reserves € | Total Equity € |
|---|-----------------------|---------------------------|--------------------------------------|------------------------|---------------------|
| Opening Balance - 1 January 2024 | 4,000,000 | 126,526,080 | 68,712,935 | (4,143,398) | 195,095,617 |
| Profit for the year | - | 83,504,901 | - | - | 83,504,901 |
| Other comprehensive income | - | - | - | 3,987,307 | 3,987,307 |
| Capital contribution | - | - | 26,445,830 | - | 26,445,830 |
| Dividends | - | (110,083,331) | - | - | (110,083,331) |
| Closing Balance – 31 December 2024 | 4,000,000 | 99,947,650 | 95,158,765 | (156,091) | 198,950,324 |
| Profit for the year | | 92,933,730 | | | 92,933,730 |
| Other comprehensive income | - | - | - | 345,640 | 345,640 |
| Dividends | - | (83,504,901) | - | - | (83,504,901) |
| Closing Balance - 31 December 2025 | 4,000,000 | 109,376,479 | 95,158,765 | 189,549 | 208,724,793 |

The accompanying accounting policies and explanatory notes on pages 10 to 50 form an integral part of the financial statements.

Statement of Financial Position

| | | As at 31 December | |
|--|-------|--------------------|----------------------|
| | Notes | 2025 | 2024 |
| | | € | € <i>Restated</i> |
| ASSETS | | | |
| Cash and cash equivalents | 3 | 113,710,140 | 115,874,283 |
| Financial investments | 4 | 113,231,474 | 108,767,023 |
| Loans and receivables | 5 | 93,500,000 | 81,500,000 |
| Reinsurance contract assets | 6 | 33,334,720 | 13,032,001 |
| Insurance and other receivables | 8 | 28,137,782 | 22,576,815 |
| Deferred tax asset | 9 | 7,324 | 200,181 |
| | | 381,921,440 | 341,950,303 |
| Total assets | | | |
| EQUITY | | | |
| Capital and reserves attributable to shareholders | | | |
| Share capital | 11 | 4,000,000 | 4,000,000 |
| Capital contribution | 12 | 95,158,765 | 95,158,765 |
| Other reserves | 13 | 189,549 | (156,091) |
| Retained earnings | | 109,376,479 | 99,947,650 |
| | | 208,724,793 | 198,950,324 |
| Total equity | | | |
| LIABILITIES | | | |
| Current income tax liabilities | | 50,034,573 | 44,988,937 |
| Insurance and other payables | 14 | 16,113,503 | 14,957,173 |
| Insurance contract liabilities | 7 | 107,048,571 | 83,053,869 |
| | | 173,196,647 | 142,999,979 |
| Total liabilities | | | |
| | | 381,921,440 | 341,950,303 |
| Total equity and liabilities | | | |

The accounting policies and explanatory notes on pages 10 to 50 form an integral part of the financial statements.

The financial statements on pages 4 to 50 were authorised for issue by the Board on 27th March 2026 and were signed on its behalf by:


Thomas Pierre Marie Groleau
Director


Caroline Jeandeau
Director

Statement of Cash Flows

| | Notes | Year ended 31 December | |
|--|-------|------------------------|---------------------|
| | | 2025 € | 2024 € |
| Operating activities | | | |
| Cash generated from operating activities | 21 | 133,385,600 | 137,692,380 |
| Interest received | | 7,848,565 | 7,618,189 |
| Taxation paid | | (44,988,861) | (59,265,200) |
| Net cash generated from operating activities | | 96,245,304 | 86,045,369 |
| Investing activities | | | |
| Purchase of financial investments | | (85,404,546) | (23,973,585) |
| Redemption of financial investments on maturity | | 70,500,000 | 19,800,000 |
| Net cash used in investing activities | | (14,904,546) | (4,173,585) |
| Financing activities | | | |
| Dividends paid | 24 | (83,504,901) | (110,083,331) |
| Capital Contribution paid | 12 | - | 26,445,830 |
| Net cash used in financing activities | | (83,504,901) | (83,637,501) |
| Net movement in cash and cash equivalents | | (2,164,143) | (1,765,717) |
| Cash and cash equivalents - Beginning of year | | 115,874,283 | 117,640,000 |
| Cash and cash equivalents - End of year | 3 | 113,710,140 | 115,874,283 |

The accounting policies and explanatory notes on pages 10 to 50 form an integral part of the financial statements.

Notes to the Financial Statements

1. Corporate information

RCI Insurance Limited (the “Company”) is a limited liability company incorporated and domiciled in Malta. The Company’s principal activity is that of carrying on business of insurance and reinsurance falling within Classes 1, 2 and 16 of the Insurance Business Act, Cap.403 of the Laws of Malta.

The registered office of the Company is Level 3, Mercury Tower, The Exchange Financial and Business Centre, Triq Elia Zammit, St.Julians, Malta. The financial statements of RCI Insurance Limited for the year ended 31 December 2025 were authorised for issue in accordance with a resolution of the Directors on 27th March 2026.

RCI Insurance Limited is a wholly owned subsidiary of RCI Services Limited which is registered at Level 3, Mercury Tower, The Exchange Financial and Business Centre, Triq Elia Zammit, St.Julians, Malta. The ultimate parent company of RCI Insurance Limited is Renault S.A. which is registered at 13, Quai Alphonse Le Gallo, Boulogne Billancourt, Hauts De Seine, France 92100.

2.1 Basis of preparation

The financial statements have been prepared on a historic cost basis except for financial investments that have been measured at fair value.

Statement of compliance

The financial statements of the Company have been prepared in accordance with International Financial Reporting Standards (“IFRSs”) as adopted by the European Union, the Insurance Business Act and the Maltese Companies Act, Cap 403 and 386 of the Laws of Malta respectively.

The Company presents its Statement of Financial Position broadly in order of liquidity. An analysis regarding recovery or settlement within twelve months after the reporting date (current) and more than 12 months after the reporting date (non-current) is presented within the notes to the financial statements.

Financial assets and financial liabilities are offset and the net amount is reported in the Statement of Financial Position only when there is a legally enforceable right to offset the recognised amounts and there is an intention to settle on a net basis, or to realise the assets and settle the liability simultaneously. Income and expenses will not be offset in the Statement of Profit and Loss unless required or permitted by any accounting standard or interpretation, as specifically disclosed in the accounting policies of the Company.

2.2 Changes in accounting policies and disclosures

Initial Application of an International Financial Reporting Standard

The Company has adopted the following new and amended IFRS and IFRIC interpretations as of 1 January 2025:

- Amendments to IAS 21, The Effects of Changes in Foreign Exchange Rates: Lack of Exchangeability (issued 15 August 2023) (effective on 1 January 2025)

The amendments specifies when a currency is exchangeable into another currency and when not. It also specifies how an entity can determine the exchange rate to apply when a currency is not exchangeable and requires additional disclosures when a currency is not exchangeable.

The application of these amendments did not have a material effect on the company’s financial statements.

2.2 Changes in accounting policies and disclosures - continued

Standards, interpretations and amendments to published standards as adopted by the EU in issue but not yet effective for financial periods beginning on 1 January 2025:

- Contracts Referencing Nature-dependent Electricity – Amendment to IFRS 9 and IFRS 7 (issued on 18 December 2024) (effective on 1 January 2026)

The amendments relate to the own-use requirements and hedge accounting requirements together with related disclosures. The scope of the amendments is narrow and apply only if contracts meet the specified scoping characteristics.

- Annual improvements Volume 11 (issued on 18 July 2024) (effective on 1 January 2026). These improvements include:
 - IFRS 1 First Time Adoption of international Financial Reporting Standards – Hedge accounting by a first time adopter.

The amendment addresses a potential confusion arising from an inconsistency in wording between paragraph B6 of IFRS 1 and requirements for hedge accounting in IFRS 9 Financial Instruments.

- IFRS 7 Financial Instruments Disclosures.
 - Gain or loss on derecognition: The amendment addresses a potential confusion arising from an obsolete reference to a paragraph that was deleted from the standard when IFRS 13 *Fair Value Measurement* was issued.
 - Disclosure of deferred difference between fair value and transaction price: The amendment addresses an inconsistency between IFRS 7 and its accompanying implementation guidance that arose when a consequential amendment resulting from the issuance of IFRS 13 was made but not to the corresponding paragraph in the implementation guidance.
 - Introduction and credit risk disclosures: The amendment addresses a potential confusion by clarifying that the guidance does not necessarily illustrate all the requirements in the referenced paragraphs of IFRS 7 and by simplifying some explanations.
- IFRS 9 Financial Instruments
 - Lessee derecognition of lease liabilities: The amendment addresses a potential lack of clarity in the application of the requirements in IFRS 9 to account for an extinguishment of a lessee's lease liability that arises because of cross-referencing.
 - Transaction price: The amendment addresses a potential confusion arising from a reference in Appendix A to IFRS 9 to the definition of 'transaction price' in IFRS 15 *Revenue from Contracts with Customers* while term 'transaction price' is used in particular paragraphs of IFRS 9 with a meaning that is not necessarily consistent with the definition of that term in IFRS 15.
- IFRS 10 Consolidated Financial Statements – Determination of a 'de -Facto agent'

The amendment addresses a potential confusion arising from an inconsistency in IFRS 10 related to an investor determining whether another party is acting on its behalf by aligning the language in two paragraphs.

- IAS 7 Statements of Cash Flows – Cost Method

The amendment addresses a potential confusion that arises from the use of the term 'cost method' that is no longer defined in IFRS Accounting Standards.

- Amendments to the Classification and Measurement of Financial Instruments (Amendments to IFRS 9 and IFRS 7) (issued on 30 May 2024) (effective on 1 January 2026).

These amendments aim to clarify and improve the requirements for how financial assets and liabilities are classified and measured, as well as how related information is disclosed.

2.2 Changes in accounting policies and disclosures - continued

Standards, interpretations and amendments to published standards as adopted by the EU in issue but not yet effective for financial periods beginning on 1 January 2025 - continued:

- IFRS 9:
 - Clarification of Contractual Cash Flow Characteristics: The amendments clarify how to assess whether the contractual cash flows of a financial asset are solely payments of principal and interest (SPPI). Guidance is also provided on the treatment of non-recourse features and contractually linked instruments, helping entities determine appropriate classification.
 - Assessment of financial assets with ESG features: New guidance addresses financial assets with environmental, social, and governance (ESG) features, clarifying when such features are consistent with SPPI criteria.
 - Derecognition of Financial Liabilities: Clarifications are made regarding the accounting for modifications or exchanges of financial liabilities that do not result in derecognition.
 - Measurement for Investments in Equity Instruments: The amendments provide additional guidance on the application of the fair value through other comprehensive income (FVOCI) election for certain equity investments.

- IFRS 7:
 - Enhanced Disclosure Requirements: The amendments introduce new and improved disclosure requirements to help users of financial statements better understand the classification and measurement of financial instruments.
 - Transition Disclosures: Entities are required to provide more detailed information about the impact of these amendments during the transition period.

The directors are of the opinion that these amendments will not have a material impact on the financial statements of the company.

Standards, interpretations and amendments issued by the International Accounting Standards Board (IASB) but not yet adopted by the European Union:

- IFRS 19 Subsidiaries without Public Accountability: Disclosures (issued on 9 May 2024)
- IFRS 18 Presentation and Disclosure in Financial Statements (issued on 9 April 2024)
- Amendments to IAS 21, The Effects of Changes in Foreign Exchange Rates: Translation to a Hyperinflationary Presentation Currency (issued on 13 November 2025)
- Amendments to IFRS 19, Subsidiaries Without Public Accountability: Disclosures (issued on 21 August 2025)

The Directors are assessing the impact that the adoption of these Financial Reporting Standards will have in the financial statements of the Company in the period of initial application.

Standards, interpretations and amendments issued by the International Accounting Standards Board (IASB) but not adopted by the European Union:

- IFRS 14 Regulatory Deferral Accounts: (issued on 30 January 2014). The European Commission has decided not to launch the endorsement process of this interim standard and wait for the final IFRS standard.

2.3 Significant accounting judgments, estimates and assumptions

The preparation of the Company's financial statements requires management to make judgments, estimates and assumptions that affect the reported amounts of revenues, expenses, assets and liabilities and the disclosure of contingent liabilities, at the reporting date. However, uncertainty about these assumptions and estimates could result in outcomes that could require a material adjustment to the carrying amount of the asset or liability affected in the future.

Judgments

In the process of applying the Company's accounting policies, management has made the following judgments apart from those involving estimations and assumptions, which have a significant effect on the amounts recognized in the financial statements.

Estimates and assumptions

The key assumptions concerning the future and other key sources of estimation uncertainty at the reporting date, that have a significant risk of causing a material adjustment to the carrying amounts of assets and liabilities within the next financial year are discussed below.

All assumptions representing inputs of the projection models underlying the Fulfillment of cash-flows ("FCF") are based on statistics performed on portfolio data and are subject of annual internal review as well as the external audit review. RCI Insurance used these set of assumptions, split per non-economic and economic, as follows:

Non-economic

1. Incidence rates & Claim duration – Disability

- a. In 2025, Incidence rates for Total Temporary Disability, Permanent Total Disability and claim duration update have been performed for all countries.
- b. The observed period Jan-2022 and Jun-2025 has been analyzed. The incidence rate assumptions were set for each country as an average annual incidence rate between 2022 – 2024, at stabilized level compared to the prior year (0.02% - 0.9% p.a.), with slight deterioration in Italy.

2. Incidence rates & Claim duration– Unemployment

- a. In 2025, incidence rates and claim duration update for Unemployment coverage have been performed for all countries.
- b. The observed period Jan-2022 and June - 2025 has been analyzed. The incidence rate assumptions were set for each country as an average annual incidence rate between 2022 – 2024. Small worsening observed in France (0.38% vs. 0.34% in 2024), whereas stabilization has been highlighted in Germany. Continues volatility observed in Spain due to small size of UN benefit underwritten (2.94% vs. 2.7% in 2024).

3. Claim Acceptance rates

- a. Acceptance rates calculation for PPI is based on all data history including a breakdown of "Drop claims" status. Best Estimate has been taken as the average of yearly acceptance rates in 2022 – 2025 period without any adjustments for all countries. Stabilized level of PPI acceptance rates has been observed, except France and Spain.
- b. In the case of PPI - France, the increase was highlighted by approximately 6% (74% -> 80%) for the Disability coverage, due to a change in the operating process for the French portfolio from 2022, when the expected level of accepted insured events began to be reflected from 2024 (+80%), similar to the death coverage.
- c. In case of Spain, the higher claim acceptance rates were observed by approximately 4% (45% -> 49%) as a consequence of the new "re-cast" program starting 2024.
- d. In the case of GAP – France, significant increase was highlighted by approximately 10% (53% vs 43.5% in 2024) due to the smoother claim management process settled by COVEA (Insurer) during 2024.

2.3 Significant accounting judgments, estimates and assumptions - continued

Estimates and assumptions – continued

Non-economic - continued

4. Lapse rates

- a. Lapse rates are defined per country, contract duration and development year (in which year of the contract the lapse has occurred).
- b. Lapse rates are derived based on:
 - i. the portfolio history to catch the distribution structure of the lapse rate per financing duration and contract development year;
 - ii. an adjustment coefficient so that the global portfolio lapse rate targets the more recent lapse rate observed on the portfolio.
- c. Compared to 2024, the movement of lapse rates have been observed in countries as follows:
 - i. France (All portfolios) – increase highlighted (c. +1pts) due to the correction of lapse data extraction during 2025. The overall level of lapse ratio has stabilized at the historical level of the French portfolio before the pandemic (Covid-19).
 - ii. Italy (PPI) – the material increase recorded (c. +5pts) is due to the decline in PPI business over the past 2 years because of the change in strategy: focusing more on car-centric products (GAP programs) rather than finance-centric products (PPI programs). Thus, the In-Force book is running-off with less NB volumes to offset this impact, resulting in an observation of higher lapse rates.
 - iii. Italy (GAP) – 50% discount was applied to the PPI lapse assumptions due to the significantly lower number of early terminations recorded in the last 2 years (starting of the program: 1/4/2023). This discount rate was used on PPI Assumptions, due to the lack of historical data to estimate the Best Estimates of the GAP program.
 - iv. Increase by c. 0.5pts observed in Spain, whereas decrease by c. 0.5pts highlighted in Germany.

5. General Expenses

- a. General expenses assumptions have been based on the budget forecast of general expenses of RCI Insurance for 2026, split by nature.
- b. On this volume of general expenses, setting the expense assumptions consists in:
 - i. Identification of fixed expenses part by defining the fixed expenses which remain if the company is under a run-off mode.
 - ii. Split general expenses by company & Insurance/Reinsurance activity.
 - iii. Split each nature of expense by destination (Acquisition, Administration, Claim management, Financial).
 - iv. Split expenses by destination by country.
 - v. Split expenses by product/coverage.
 - vi. Calculate unit cost from floating/variable expenses according to portfolio data.
- c. All expenses are then modelled as unit costs, per policy and specific country.

Economic:

Discount rates

The application guidance in IFRS 17.B80-B85 outlines two main methods of how to set discount rates under IFRS17: Top-Down and Bottom-Up approach.

Due to the inability to find a replicating investment portfolio that matches the currency, liquidity and duration characteristics of the company's liability portfolio make the application of the 'Top-down' approach challenging to attain in practice.

Therefore, the company has opted for the 'Bottom-up' approach in deriving the discount rate to be applied in terms of IFRS 17 para. 36. The process can be split into two key derivation steps namely: (a) Risk-free rate and (b) Liquidity premium.

2.3 Significant accounting judgments, estimates and assumptions - continued

Estimates and assumptions – continued

Economic – continued:

Discount rates - continued

(a) Risk-free Rate

The risk-free rate (RFR) of return is the interest rate an investor can expect to earn on an investment that carries zero risk.

- i. The Company's approach is to utilize the EIOPA RFRs. The key reasons for this are:
 - Being derived using a designated reference portfolio of assets for which there exists observable active market prices.
 - An adjustment of a risk-free yield curve, through the volatility adjustment, for the differences in timing and uncertainty characteristics of its insurance contract liabilities is consistent with the IFRS17 bottom-up approach.
 - Being a readily observable level 2 market input, this approach lends itself relatively easier to audit and be deemed acceptable by auditors.
- ii. EIOPA RFRs are readily available for a range of currencies, including EUR, the currency used by the Company.
- iii. The EIOPA RFRs are released on a regular basis, on the third working day of each month, appropriately fitting with the Company's reporting timelines.
- iv. It will provide consistency between SII and IFRS17.
- v. EIOPA RFRs are to be widely used by other similar insurers in the market.
- vi. There is little benefit in deriving another set of very similar alternative RFRs, the derivation of which would increase pressures on meeting reporting timelines.

(b) Liquidity premium

The Institute and Faculty of Actuaries (IFOA) IFRS17 working party defines the liquidity risk premium (LP) as:

$$\text{Liquidity risk premium} = \text{yield to maturity on reference portfolio} - \text{risk free rate} - \text{credit risk premium}$$

The IFRS17 Standard does not prescribe a particular method to calculate the credit risk premium. The IFOA paper however suggests the following methods to consider for the calculation of the credit risk premium:

- Expected loss given default based on historical data
- Corporate bond spread
- Credit Default Swap (CDS) spreads

The Company's approach is to utilize the Moody's Liquidity Premia solution* and no change in methodology has been adopted compared to the previous year. The key reasons for this are:

- i. The methodology is reflective of the company's own asset portfolio. Given that RCI's investments follow an asset-liability matching approach, this satisfies the IFRS17 requirement of adopting discount rates which reflect the liquidity characteristics of insurance contracts.
- ii. The fact that MA provides its Liquidity Premia solution on a quarterly basis is considered as appropriate for the Company, being aligned with the frequency at which the company monitors its investment holding weightings (during Solvency II calculation runs).

* Moody's Analytics (MA) adopt a weighted average cost of capital approach to estimating credit risk premia, may be used as an input into deriving the Liquidity Premia.

MA's risk premia may be provided for each relevant currency (including EUR) on a quarterly basis as an off-the-shelf solution package. Within this solution, Liquidity Premias' are calculated for a number of bonds covering an appropriate range of durations and credit ratings. The relevant weightings by duration and credit rating may be adjusted to reflect the Company's own investment holdings within its asset portfolio

2.3 Significant accounting judgments, estimates and assumptions - continued

Estimates and assumptions – continued

Economic – continued:

Discount rates - continued

(b) Liquidity premium - continued

In addition, the **Contractual Service Margin ("CSM")**:

- represents the part of the profits made on the insurance contracts taken out, which will be deferred and progressively carried forward to income statement over the estimated life of the insurance contracts.
- recognition of the CSM in profit or loss under the general measurement model is determined by allocating the balance to coverage units, which are based on: the quantity of benefits provided under the contracts; and the contracts' expected duration ("coverage period").

The **Contract boundary** for insurance contract is defined as follows:

- The Company is responsible for approving a new insurance product, change of a product or creation/modification of any insurance tariff, linked to the financing of cars (credit, leasing) by the Group. No stand-alone insurance program is allowed to be launched by the Company outside the client-base of the Group. Therefore:
 - i. Contract boundary for **Premium related cash-flows**:
 - Premium is collected over the period of the financing duration on a monthly basis or as a single premium (up-front) at inception date of the insurance contract, which is equal to the commencement date of the financing contract/respective delivery of the car to the policyholder.
 - Therefore, the right of receiving premium is fixed by the end of the insurance contract and no premium is allowed to be collected after the termination date.
 - Acquisition commissions are due right after the collection of premium and therefore, no acquisition costs can be incurred before the start of the insurance contract.
 - ii. Contract boundary for **Incurred claims related cash-flows**:
 - According to the insurance policy, the maximum eligibility date for the occurrence of any claim is the date of the termination of the insurance contract, i.e. this is the date until when the entity has a substantive obligation to provide the insurance contract services.

Valuation of insurance contract liabilities

Life Insurance and reinsurance contracts cover a fixed term in line with the underlying credit or lease period insured.

Life insurance and reinsurance contract liabilities are recognized accounted under a forward-looking Economical Value approach in IFRS17 vs. historical valuation in IFRS4 valid till the end of 2022.

IFRS 17 requires insurance contracts to be measured using current estimates of future cash flows that are updated at the end of each reporting period. The "book value balance sheet" has been replaced by an "economic balance sheet".

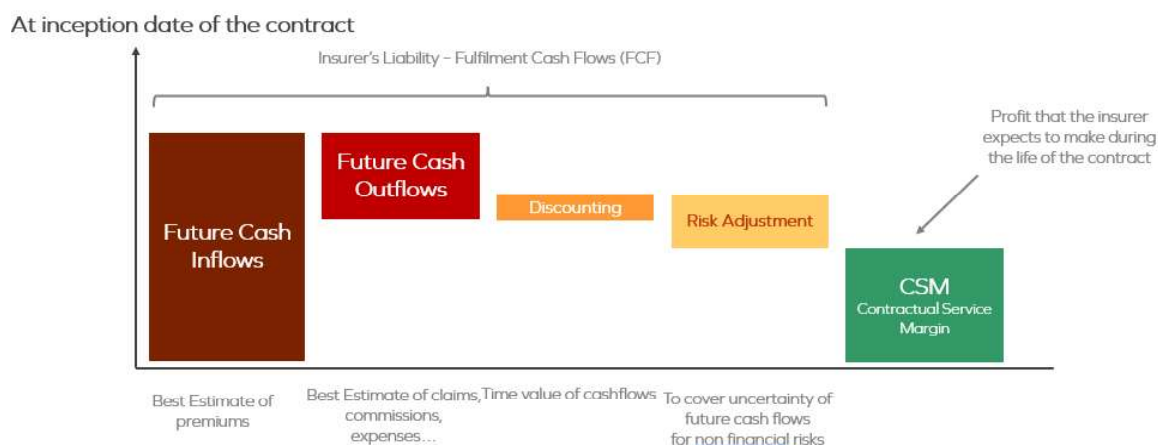
The main principle is that an insurance contract is measured using a current estimate of all expected cash flows within the contract boundary that will arise as the contract is fulfilled. The General Measurement Model (GMM), also known as Building Block Approach (BBA) is the general accounting approach for the measurement of insurance contracts under IFRS 17, which has been implemented for whole portfolio of RCI Insurance.

There is no participatory contract in the RCI Malta portfolio justifying the application of the "VFA - Variable Fee Approach" model. No contract is evaluated according to the "PAA - Premium allocation Approach" model, too.

2.3 Significant accounting judgments, estimates and assumptions - continued

Valuation of insurance contract liabilities - continued

Under the General Measurement Model (GMM), the liability projection involves a combination of several key components, which collectively build up the liability for insurance contracts. These components include present value of expected future cash flows, Risk Adjustment (RA) and Contractual Service Margin (CSM). The liability is discounted for the time value of money, and it must reflect the liquidity characteristics of the insurance contracts. In addition, it has to be consistent with market prices and exclude those factors in market prices which do not affect the insurance cashflows (e.g. credit risk).



Loss component (Initial loss of onerous contracts) will be written off in the P&L at inception.

2.4 Summary of material accounting policies

(a) Product classification

Insurance contracts and reinsurance contracts are those contracts in which the Company (the “insurer”) has accepted significant insurance risk from another party (the “policyholders”) by agreeing to compensate the policyholders if a specified uncertain future event (the “insured event”) adversely affects the policyholders. As a general guideline, the Company defines significant insurance risk as the possibility of having to compensate the policyholder if a specified uncertain future event (the “insured event”) adversely affects the policyholder.

The Company issues contracts that transfer significant insurance risk and has defined all its contracts as insurance/reinsurance contracts. Life business consists of long-term policies that cover the lives of a group of customers for the year under cover.

Insurance contract liabilities: Direct & Reinsurance contracts held

All insurance contract liabilities (“Technical provisions”) should be calculated and reported by **Unit of Account (“UoA”)**, which must be split by:

- type of risk (“LoB”),
- annual generation of contracts,
- group of profitability (“Profitable”, “No significant possibility of becoming onerous”, “Onerous”).

(A) Components of Insurance Contract liabilities for **Liability for Remaining Coverage (“LRC”)**, implemented at RCI Insurance consists of 3 components or “building blocks” as shown below:

- | | |
|--|--------------------------|
| <ul style="list-style-type: none"> 1) Best Estimate Liability (“BEL”) 2) Risk Adjustment (“RA”) 3) Contractual Service Margin (“CSM”) | } Fulfillment Cash-Flows |
|--|--------------------------|

2.4 Summary of material accounting policies - continued

(a) Product classification - continued

LRC

This corresponds to Unearned Premium Reserve or UPR and relates to future service allocated to a group of insurance contracts, plus the CSM, where relevant.

Fulfillment Cash-flows

Unbiased and probability-weighted estimate (i.e. expected value) of the present value of the future cash outflows minus the present value of the future cash inflows that will arise as the entity fulfils insurance contracts, including a risk adjustment for non-financial risk.

Best Estimate Liability ("BEL")

Cash Flows Related to Direct business and Reinsurance business (Reinsurance Contracts Held) are measured and presented separately under IFRS 17.

BEL represents an experience-based projection of the discounted value of expected future benefits payable deducted from the discounted value of the expected value of theoretical future premiums.

The discounted value of the expected benefits payable and the discounted value of the expected theoretical premiums are based on certain valuation assumptions used, such as: interest rates, mortality rates, incidence rates, expenses, and lapse rates, without any risk margin (the margin is incorporated in the RA).

Cash Flows Included in Fulfilment Cash Flows

- (+) Premiums
- (-) Claims (claim payables, future claims)
- (-) Insurance Acquisition Costs ("Acq. Commissions")
- (-) Claim Handling Costs
- (-) Policy Administration and Maintenance Costs - Directly Attributable
- (+) Profit Share from Technical results of reinsurance (PPI & GAP business – Reinsurance outwards)
- (-) Reinsurance commission & Reinsurance fee (GAP business – Reinsurance Inwards)

Cash Flows Not Included in Fulfilment Cash Flows

- x Investment income
- x Cash Flows related to Future Insurance Contracts
- x Income Tax Payments and Receipts

Discounting

The discount rates are defined using the "bottom-up" method to which an illiquidity premium is added on top of the risk-free rate curve defined by EIOPA. Illiquidity premium has been derived on quarterly review basis by "top-down" approach, from Market price curve, by removing the "expected" default probability & credit risk premia.

Risk Adjustment ("RA")

RA is defined as a compensation; the entity requires for bearing the uncertainty about the amount and timing of the cash flows that arises from non-financial risk as the entity fulfils insurance contracts.

RA is calculated based on the Quantile technique at RCI Insurance: **Value-at-Risk method** when the observed distribution of the frequency for claims represents the main risk factor of the insurance portfolio.

2.4 Summary of material accounting policies - continued

(a) Product classification – continued

According to the risk appetite rules and the benchmark of companies with the similar product portfolio, the RA is calibrated on quantile of 90% (80% of confidence interval).

Contractual Service Margin (“CSM”)

CSM represents the Unearned Profit for a Group of Insurance Contracts.

CSM equals to the Present Value of Future Profits of the Group of Insurance Contracts at inception, when profit is amortized over the life of the contracts.

Amortization of CSM is done based on the risk profile of the annual cohorts of contracts by considering the profile of the Sum-at-Risk. Refer to the section on Estimates and Assumptions.

(B) Components of Insurance Contract liabilities for **Liability for Incurred Claims (“LIC”)**, implemented at RCI Insurance are described below:

- | | | |
|----------------------------|---|------------------------|
| 1) Best Estimate Liability | } | Fulfillment Cash-Flows |
| 2) Risk Adjustment | | |

LIC:

corresponds to Unpaid Loss and comprises the fulfillment cash flows related to past service allocated to a portfolio of insurance contracts.

Fulfillment Cash Flows

Cash flows are represented by claims incurred, but not yet paid, derived from claims paid triangles per cohort, country, and coverages.

Main inputs required are:

- Claims payments from Datawarehouse (“DWH”)
- Out of system Payments provided by the Operational team.
- LIC projection templates split per Annual cohorts of group of contracts.

Outputs expected are:

- After the calculation process (generating cash-flow) is complete, it is expected to have all required input files to be upload the accounting software Risk Integrity.
- Once the run of the project is completed, all technical accounts linked to the incurred claims (current and past services) are part of the technical Balance sheet and P&L as Insurance Service Results.

Discounting

The discount rates are defined using the “bottom-up” method to which an illiquidity premium is added on top of the risk-free rate curve defined by EIOPA. Illiquidity premium has been derived quarterly review by “top-down” approach, from Market price curve for removing the “expected” default probability & credit risk premia.

Risk Adjustment (“RA”)

RA is defined as a compensation; the entity requires for bearing the uncertainty about the amount and timing of the cash flows that arises from non-financial risk as the entity fulfils insurance contracts.

RA is calculated based on the **Mack Method of Reserving**, using the calibration of lognormal distribution at 90% quantile, applied on future cashflows of claims.

2.4 Summary of material accounting policies - continued

(a) Product classification – continued

(a.i) Recognition and measurement of insurance and reinsurance contracts

The company recognises groups of insurance contracts issued from the earliest of the following dates:

- The beginning of the coverage period of the group of contracts
- The date when the first payment from a policyholder becomes due (in the absence of a contractual due date, this is deemed to be when the first payment is received)
- The date when the group of contracts becomes onerous

The company recognises only contracts issued within a one-year period meeting the recognition criteria but the reporting date ("annual cohorts").

(a.ii) Presentation of insurance and reinsurance contracts

The company has presented separately in the statement of financial position the carrying amount of aggregated portfolios of insurance contracts that are assets and those that are liabilities, and the portfolios of reinsurance contracts held that are assets and those that are liabilities.

The company shows separately the amounts recognised in the statement of profit or loss and other comprehensive income into an insurance service result sub-total that comprises insurance revenue and insurance service expenses and, separately from the insurance service result, the 'net insurance finance income or expenses' sub-total. The company has included the net insurance finance income or expenses line in another subtotal: net insurance and investment result, which also includes the income from all the assets backing the company's insurance liabilities.

Receivables and payables related to insurance and reinsurance acceptance contracts

Receivables and payables arising from insurance and reinsurance contracts issued or held are recognised when they become due in accordance with the terms of the contracts.

These balances include amounts due to and from intermediaries. Under IFRS 17, such receivables and payables represent cash flows within the insurance/reinsurance contract liability and are therefore presented and measured consistently with the underlying insurance contract to which they relate.

If there is objective evidence that an insurance receivable is impaired, the Company reduces the carrying amount of the insurance receivable accordingly and recognizes that impairment loss in the Income Statement. The Company gathers the objective evidence that an insurance receivable is impaired using the same process adopted for financial assets held at amortised cost.

The impairment loss is calculated following the same method used for financial assets.

(b) Intangible assets

Intangible assets acquired separately are measured on initial recognition at cost. Following initial recognition, intangible assets are carried at cost less any accumulated amortisation and any accumulated impairment losses. The useful lives of intangible assets are assessed to be finite.

Intangible assets with finite lives are amortised over the useful economic life and assessed for impairment whenever there is an indication that the intangible asset may be impaired. The amortisation year and the amortisation method for an intangible asset with a finite useful life are reviewed at least at each financial year end. Changes in the expected useful life or the expected pattern of consumption of future economic benefits embodied in the asset is accounted for by changing the amortisation year or method, as appropriate, and are treated as changes in accounting estimates. The amortisation expense on intangible assets with finite lives is recognised in the Income Statement in the expense category consistent with the intangible asset.

Gains or losses arising from derecognition of an intangible asset are measured as the difference between the net disposal proceeds and the carrying amount of the asset and are recognized in the Income Statement when the asset is derecognized.

2.4 Summary of material accounting policies - continued

(c) Taxes

Current income tax

Current income tax assets and liabilities for the current year are measured at the amount expected to be recovered from or paid to the taxation authorities. The tax rates and tax laws used to compute the amount are those that are enacted or substantively enacted at the reporting date.

Current income tax relating to items recognised directly in equity is recognised in equity and not in the Income Statement.

Deferred income tax

Deferred income tax is provided using the liability method on temporary differences at the reporting date between the tax bases of assets and liabilities and their carrying amounts for financial reporting purposes.

Deferred income tax liabilities are recognised for all taxable temporary differences, except:

- When the deferred income tax liability arises from the initial recognition of goodwill or of an asset or liability in a transaction that is not a business combination and, at the time of the transaction, affects neither the accounting profit nor taxable profit or loss; and
- In respect of taxable temporary differences associated with investments in subsidiaries, associates and interests in joint ventures, when the timing of the reversal of the temporary differences can be controlled and it is probable that the temporary differences will not reverse in the foreseeable future.

Deferred income tax assets are recognised for all deductible temporary differences, carry forward of unused tax credits and unused tax losses, to the extent that it is probable that taxable profit will be available against which the deductible temporary differences, and the carry forward of unused tax credits and unused tax losses can be utilized.

The carrying amount of deferred income tax assets is reviewed at each reporting date and reduced to the extent that it is no longer probable that sufficient taxable profit will be available to allow all or part of the deferred income tax asset to be utilised. Unrecognised deferred income tax assets are reassessed at each reporting date and are recognised to the extent that it has become probable that future taxable profit will allow the deferred tax asset to be recovered.

Deferred income tax liabilities are recognised for all taxable temporary differences, except:

Deferred income tax assets and liabilities are measured at the tax rates that are expected to apply to the year when the asset is realised or the liability is settled, based on tax rates (and tax laws) that have been enacted or substantively enacted at the reporting date.

Deferred income tax relating to items recognised directly in Other Comprehensive Income or equity is recognised in Other Comprehensive Income or equity and not in the Income Statement.

Deferred income tax assets and deferred income tax liabilities are offset, if a legally enforceable right exists to set off current tax assets against current income tax liabilities and the deferred income taxes relate to the same taxable entity and the same taxation authority.

The Company has applied a temporary mandatory relief from deferred tax accounting for the impacts of the global minimum top-up tax required under Pillar II legislation. Should the Company be in-scope, it will account for it as a current tax when it is incurred.

2.4 Summary of material accounting policies – continued

(d) Financial assets

Initial recognition and subsequent measurement

The Company classifies its financial assets into loans and receivables and financial investments. The classification is dependent on the purpose for which the investments are acquired. The Company determines the classification of its financial assets at initial recognition.

The Company evaluated its financial investments whether the ability and intention to sell them in the near term is still appropriate. All “regular way” purchases and sales of financial assets are recognized at the trade date, that is, the date that the Company commits to purchase or sell the asset. Regular way purchases or sales are purchases or sales of financial assets that require delivery of assets within the time frame generally established by regulation or convention in the market place.

Financial assets are recognised initially at fair value plus, in the case of investments not at fair value through profit or loss, directly attributable transaction costs. The Company’s financial assets include cash and short-term deposits, trade and other receivables, loan and other receivables and quoted financial instruments.

Loans and receivables

Loans and receivables are non-derivative financial assets with fixed or determinable payments that are not quoted in an active market. These investments are initially recognised at cost, being the fair value of the consideration paid for the acquisition of the investment. All transaction costs directly attributable to the acquisition are also included in the cost of the investment. After initial measurement, loans and receivables are measured at amortised cost, using the effective interest rate method. Gains and losses are recognised in the Income Statement when the investments are derecognised or impaired, as well as through the amortisation process.

Financial investments

Financial investments are non-derivative financial assets that are designated as fair value through other comprehensive income. These investments are initially recorded at fair value. After initial measurement, financial investments are measured at fair value. Fair value gains and losses are reported as a separate component in Other Comprehensive Income until the investment is derecognised or the investment is determined to be impaired. On derecognition or impairment, the cumulative fair value gains and losses previously reported in equity are transferred to the Income Statement.

(e) Fair value of financial instruments

The fair value of financial instruments that are actively traded in organised financial markets is determined by reference to quoted market bid prices for assets and offer prices for liabilities, at the close of business on the reporting date, without any deduction for transaction costs.

The fair value of floating rate and overnight deposits with credit institutions is their carrying value. The carrying value is the cost of the deposit and accrued interest.

If the fair value cannot be measured reliably, these financial instruments are measured at cost, being the fair value of the consideration paid for the acquisition of the investment or the amount received on issuing the financial liability.

All transaction costs directly attributable to the acquisition are also included in the cost of the investment.

An analysis of fair values of financial instruments and further details as to how they are measured are provided in Note 11.

2.4 Summary of material accounting policies – continued

(f) Impairment of financial assets

The Company assesses at each reporting date whether a financial asset or group of financial assets is impaired since January, 1 2018.

Assets carried at amortised cost

If there is objective evidence that an impairment loss on assets carried at amortised cost has been incurred, the amount of the impairment loss is measured as the difference between the asset's carrying amount and the present value of estimated future cash flows (excluding future expected credit losses that have not been incurred) discounted at the financial asset's original effective interest rate. The carrying amount of the asset is reduced and the loss is recorded in the Income Statement.

The Company first assesses whether objective evidence of impairment exists individually for financial assets that are individually significant, and individually or collectively for financial assets that are not individually significant. If it is determined that no objective evidence of impairment exists for an individually assessed financial asset, whether significant or not, the asset is included in a group of financial assets with similar credit risk characteristics and that group of financial assets is collectively assessed for impairment. Assets that are individually assessed for impairment and for which an impairment loss is, or continues to be, recognised are not included in a collective assessment of impairment. The impairment assessment is performed at each reporting date.

If, in a subsequent year, the amount of the impairment loss decreases and that decrease can be related objectively to an event occurring after the impairment was recognised, the previously recognised impairment loss is reversed. Any subsequent reversal of an impairment loss is recognised in the Income Statement, to the extent that the carrying value of the asset does not exceed its amortised cost at the reversal date.

Financial investments

If a financial investment is impaired, an amount comprising the difference between its cost (net of any principal repayment and amortisation) and its current fair value, less any impairment loss previously recognised in Other Comprehensive Income, is transferred from equity to the Income Statement. Reversals in respect of equity instruments classified as fair value through other comprehensive income are not recognised in the Income Statement.

Reversals of impairment losses on debt instruments classified as financial investments are reversed through the Income Statement if the increase in the fair value of the instruments can be objectively related to an event occurring after the impairment losses were recognised in the Income Statement.

(g) Derecognition of financial assets

A financial asset (or, when applicable, a part of a financial asset or part of a group of similar financial assets) is derecognised when:

- The rights to receive cash flows from the asset have expired;
- The Company retains the right to receive cash flows from the asset, but has assumed an obligation to pay them in full without material delay to a third party under a 'pass-through' arrangement; and
- The Company has transferred its rights to receive cash flows from the asset and either:
 - has transferred substantially all the risks and rewards of the asset, or
 - has neither transferred nor retained substantially all the risks and rewards of the asset, but has transferred control of the asset.

When the Company has transferred its right to receive cash flows from an asset and has neither transferred nor retained substantially all the risks and rewards of the asset nor transferred control of the asset, the asset is recognised to the extent of the Company's continuing involvement in the asset. Continuing involvement that takes the form of a guarantee over the transferred asset is measured at the lower of the original carrying amount of the asset and the maximum amount of consideration that the Company could be required to repay.

2.4 Summary of material accounting policies – continued

(g) Derecognition of financial assets

When continuing involvement takes the form of a written and/or purchased option (including a cash settled option or similar provision) on the transferred asset, the extent of the Company's continuing involvement is the amount of the transferred asset that the Company may repurchase, except that, in the case of a written put option (including a cash settled option or similar provision) on an asset measured at fair value, the extent of the Company's continuing involvement is limited to the lower of the fair value of the transferred asset and the option exercise price.

(h) Impairment of non-financial assets

The Company assesses at each reporting date whether there is an indication that an asset may be impaired. If any such indication exists, or when annual impairment testing for an asset is required, the Company estimates the asset's recoverable amount. An asset's recoverable amount is the higher of an asset's or cash-generating unit's fair value less costs to sell and its value in use. The recoverable amount is determined for an individual asset, unless the asset does not generate cash inflows that are largely independent of those from other assets or groups of assets.

For assets excluding goodwill, an assessment is made at each reporting date as to whether there is any indication that previously recognised impairment losses may no longer exist or may have decreased. If such indication exists, the Company makes an estimate of the recoverable amount. A previous impairment loss is reversed only if there has been a change in the estimates used to determine the asset's recoverable amount since the last impairment loss was recognised. If that is the case, the carrying amount of the asset is increased to its recoverable amount.

That increased amount cannot exceed the carrying amount that would have been determined, net of depreciation, had no impairment loss been recognised for the asset in prior years. Such reversal is recognised in the Income Statement unless the asset is carried at revalued amount, in which case the reversal is treated as a revaluation increase.

(i) Equipment

Equipment is stated at cost, excluding the costs of day to day servicing, less accumulated depreciation and accumulated impairment losses. Replacement costs are capitalised when incurred and if it is probable that future economic benefits associated with the item will flow to the entity and the cost of the item can be measured reliably.

Depreciation is provided on a straight line basis over the useful lives of the following classes of assets:

- Computer and electronic equipment: 4 years
- Furniture, fixture and fittings: 8 years
- Electrical and plumbing installations: 6 years

The assets' residual values and useful lives are reviewed and adjusted if appropriate at each financial year end.

Impairment reviews are performed when there are indicators that the carrying value may not be recoverable. Impairment losses are recognised in the Income Statement as an expense.

Equipment is derecognised upon disposal or when no further future economic benefits are expected from its use or disposal. Any gain or loss arising on derecognition of the asset (calculated as the difference between the net disposal proceeds and the carrying amount of the asset) is included in the Income Statement in the year the asset is derecognised.

(j) Insurance receivables

Insurance receivables are recognised when due and measured on initial recognition at the fair value of the consideration received or receivable. Subsequent to initial recognition, insurance receivables are measured at amortised cost, using the effective interest rate method. The carrying value of insurance receivables is reviewed for impairment whenever events or circumstances indicate that the carrying amount may not be recoverable, with the impairment loss recorded in the Income Statement.

2.4 Summary of material accounting policies – continued

(k) Cash and cash equivalents

Cash and cash equivalents comprise cash at bank and in hand and short-term deposits with a maturity of three months or less in the Statement of Financial Position.

(l) Other financial liabilities and insurance payables

Other financial liabilities and insurance payable are recognised when due and measured on initial recognition at the fair value of the consideration received less directly attributable transaction costs. Subsequent to initial recognition, they are measured at amortised cost using the effective interest method.

(m) Derecognition of financial liabilities and insurance payables

Financial liabilities and insurance payables are derecognised when the obligation under the liability is discharged, cancelled or expired.

When the existing liability is replaced by another from the same lender on substantially different terms, or the terms of an existing liability are substantially modified, such an exchange or modification is treated as a derecognition of the original liability and the recognition of a new liability, and the difference in the respective carrying amounts is recognised in the Income Statement.

(n) Equity movements

Ordinary share capital

The Company has issued ordinary shares that are classified as equity. Incremental external costs that are directly attributable to the issue of these shares are recognised in equity, net of tax.

Dividends on ordinary share capital

Dividends on ordinary shares are recognised as a liability and deducted from equity when they are approved by the Company's shareholders. Interim dividends are deducted from equity when they are paid.

Other comprehensive income from liability contracts portfolio (IFRS17)

The effect of financial risk and changes in financial risk, due to the differences between locked-in and discount rates of the reporting period, has been reported through Equity - Other Comprehensive Income.

(o) Revenues from all insurance activities

1) Insurance Revenue

For the General Measurement Model ("GMM"), the insurance revenue corresponds to the release of LRC, depending on the quantity of provided services, and an allocation of insurance acquisition cash flows.

In substance, the amounts related to the provision of insurance contract services include:

- the expected claims, including expenses other than insurance acquisition cash flows, but excluding those not contributing to the fulfilment of insurance contracts (i.e. non-attributable expenses);
- the release of the risk adjustment for non-financial risk;
- the allocation of the Contractual Service Margin ("CSM") to the period.

The allocation of insurance acquisition cash flows represents the portion of premiums that corresponds to the recovering of those cash flows to each reporting period in a systematic way based on the passage of time, the same amount being recognized as insurance service expenses. This mechanism enables to add back the part of the premium corresponding to the coverage of insurance acquisition cash flows. This means that insurance acquisition cash flows are not recognized in the statement of profit or loss when the acquisition cash flows occur but when the CSM is released.

2.4 Summary of material accounting policies – continued

(p) Expenses from all insurance activities

1) *Insurance service expenses*

Insurance service expenses arising from groups of contracts issued by RCI Insurance are recognized in the statement of profit or loss as they are incurred. All insurance service expenses correspond to actual cash outflows within the boundary of contracts identified when projecting and calculating the present value of future cash flows.

2) *Net expenses from reinsurance contracts held*

In the statement of profit or loss, net expenses from reinsurance contracts held are presented separately from the insurance service expenses and included in a single aggregate, corresponding to the net between reinsurance service expenses and amounts recovered from the reinsurers.

3) *Expenses from other activities*

The expenses from other activities include claims handling costs and administrative expenses are considered as attributable costs, fully allocated to the group of contracts at the RCI Insurance portfolio.

(q) Financial result

1) *Investment return*

The investment return recognized through profit or loss consists of:

- net investment income from investments other than from banking activities, including the cost of investment activities not included in the fulfilment cash flows (i.e. those not performed for the benefit of policyholders), net of depreciation expense on real estate investments; this item includes interest received calculated using the effective interest method for debt instruments and dividends received on equity instruments;
- realized gains and losses relating to investments at amortized cost and at fair value through other comprehensive income (with recycling), net of releases of impairment following sales;
- net realized gains and losses and change in fair value of investments at fair value through profit or loss; and
- change in impairment on investments.

2) *Net finance income or expenses from insurance and reinsurance contracts held*

The net finance income or expenses from insurance and reinsurance contracts is presented in the statement of profit or loss with a split between insurance contracts issued and reinsurance contracts held.

(r) Events after the reporting date

The financial statements are adjusted to reflect events that occurred between the reporting date and the date when the financial statements are authorised for issue, provided they give evidence of conditions that existed at the reporting date. Events that are indicative of conditions that arose after the reporting date are disclosed, but do not result in an adjustment of the financial statements themselves.

(s) Functional and presentation currency

Items included in the financial statements are measured using the currency of the primary economic environment in which the entity operates (the 'functional currency'). These financial statements are presented in Euro, which is the Company's functional and presentation currency.

(t) Foreign currency transactions

In late 2020, the company started to write direct insurance business in Romania which resulted to exposure in foreign currency monetary transactions. In 2025, the company also introduced direct insurance business in Poland. In accordance to IAS 21, 'The effect of changes in Foreign exchange rates', transactions in foreign currencies have been converted to the Company's functional currency at the rates of exchange ruling on the date of the transaction or valuation where items are re-measured.

3. Cash and cash equivalents

| | 2025 € | 2024 € |
|--------------|--------------------|-------------|
| Cash at bank | 113,710,140 | 115,874,283 |

Short-term deposits are made for varying periods of between one day and three months depending in the immediate cash requirements of the Company. Deposits are subject to an average fixed interest rate of 3.60% (2024: 2.90%). The carrying amounts disclosed above reasonably approximate fair value at the reporting date.

4. Financial investments

| | 2025 € | 2024 € |
|--|--------------------|-------------|
| Financial Investments at fair value | | |
| Debt securities | 113,231,474 | 108,767,023 |

(a) Financial investments mature as follows:

| | 2025 € | 2024 € |
|----------------------------|--------------------|-------------|
| Within one year | 60,200,492 | 21,369,946 |
| Between one and two years | 33,876,698 | 75,776,685 |
| Between two and five years | 19,154,284 | 11,620,392 |
| | 113,231,474 | 108,767,023 |

(b) Reconciliation

| | | 2025 € | 2024 € |
|--|--------------|---------------------|-------------|
| | Notes | | |
| Balance at beginning of year | | 108,767,023 | 102,463,844 |
| Additions | | 24,404,546 | 13,973,584 |
| Maturities | | (21,500,000) | (9,800,000) |
| Amortisation of premiums | 15 | 669,062 | 397,288 |
| Fair value loss/gains recorded in Other Comprehensive Income | 13 | 907,146 | 1,745,686 |
| Impairment allowance | 15 | (16,303) | (13,380) |
| Balance at end of year | | 113,231,474 | 108,767,023 |

(c) Fair value hierarchy

The following table shows an analysis of financial instruments recorded at fair value by level of the fair value hierarchy:

| | 2025 Level 1 € | 2024 Level 1 € |
|------------------------------|----------------------|----------------------|
| Financial investments | | |
| Debt securities | 113,231,474 | 108,767,023 |

Included in the Level 1 category are financial assets that are measured by reference to published quotes in an active market. A financial instrument is regarded as quoted in an active market if quoted prices are readily and regularly available from an exchange, dealer, broker, industry group, pricing service or regulatory agency and those prices represent actual and regularly occurring market transactions on an arm's length basis.

5. Loans and receivables

| | 2025 € | 2024 € |
|--|-------------------|------------|
| Loans and receivables at amortised cost | | |
| Deposits held with financial institutions | 93,500,000 | 81,500,000 |

The above deposits earn interest at an average fixed rate of 3.6% (2024: 2.9%)

Loans and receivables mature as follows:

| | 2025 € | 2024 € |
|--|-------------------|------------|
| <i>Loans and receivables at amortised cost</i> | | |
| Within one year | 7,500,000 | 49,000,000 |
| Between one and two years | 50,000,000 | 7,500,000 |
| Between two and five years | 36,000,000 | 25,000,000 |
| | 93,500,000 | 81,500,000 |

6. Reinsurance contract assets

(a) Reconciliation of the remaining coverage and the incurred claims for reinsurance contracts held

| | Remaining coverage (excluding Loss- recovery component) | Loss- recovery component | Incurred claims | Total |
|---|--|--------------------------------|--------------------|--------------------|
| Opening reinsurance contract assets | 18,866,802 | - | 3,160,108 | 22,026,910 |
| Opening reinsurance contract liabilities | - | - | - | - |
| Net balance as at 1 January 2024 | 18,866,802 | - | 3,160,108 | 22,026,910 |
| CSM recognized for services provided | 244,000 | - | - | 244,000 |
| Change in risk adjustment for non-financial risk for risk transferred | (181,771) | - | - | (181,771) |
| Expected recoveries of incurred claims and other insurance service expense | (3,189,122) | - | - | (3,189,122) |
| ALLOCATION OF PREMIUMS PAID | (3,126,893) | - | - | (3,126,893) |
| Recoveries of incurred claims and other insurance service expense | - | - | 3,279,446 | 3,279,446 |
| Changes related to past service (changes related to incurred claims component) | - | - | (965,038) | (965,038) |
| TOTAL AMOUNTS RECOVERED FROM REINSURANCE | - | - | 2,314,408 | 2,314,408 |
| TOTAL NET EXPENSES FROM REINSURANCE | (3,126,893) | - | 2,314,408 | (812,485) |
| The effect of and changes in time of time value of money and financial risk | 10,502 | - | 19,103 | 29,605 |
| TOTAL INSURANCE FINANCE INCOME OR EXPENSE | 10,502 | - | 19,103 | 29,605 |
| OTHER COMPREHENSIVE INCOME | 65,803 | - | 82,625 | 148,428 |
| TOTAL CHANGES IN THE STATEMENT OF FINANCIAL PERFORMANCE | (3,050,588) | - | 2,416,136 | (634,452) |
| Premiums paid net of ceding commissions and other directly attributable expenses paid | 26,436,212 | - | - | 26,436,212 |
| Recoveries from reinsurance | - | - | (1,317,800) | (1,317,800) |
| TOTAL CASH FLOWS | 26,436,212 | - | (1,317,800) | 25,118,412 |
| NET CLOSING BALANCE | 42,252,426 | - | 4,258,444 | 46,510,870 |
| Closing reinsurance contract assets | 42,252,426 | - | 4,258,444 | 46,510,870 |
| Closing reinsurance contract liabilities | - | - | - | - |
| Net balance as at 31 December 2024 | 42,252,426 | - | 4,258,444 | 46,510,870 |

6. Reinsurance contract assets – continued

(a) Reconciliation of the remaining coverage and the incurred claims for reinsurance contracts held

| | Remaining coverage (excluding Loss- recovery component) | Loss- recovery component | Incurred claims | Total |
|---|--|--------------------------------|--------------------|--------------------|
| Opening reinsurance contract assets | 42,252,426 | - | 4,258,444 | 46,510,870 |
| Opening reinsurance contract liabilities | - | - | - | - |
| Net balance as at 1 January 2025 | 42,252,426 | - | 4,258,444 | 46,510,870 |
| CSM recognized for services provided | 3,859,342 | - | - | 3,859,342 |
| Change in risk adjustment for non-financial risk for risk transferred | (427,640) | - | - | (427,640) |
| Expected recoveries of incurred claims and other insurance service expense | (8,404,303) | - | - | (8,404,303) |
| ALLOCATION OF PREMIUMS PAID | (4,972,601) | - | - | (4,972,601) |
| Recoveries of incurred claims and other insurance service expense | - | - | 2,291,408 | 2,291,408 |
| Changes related to past service (changes related to incurred claims component) | - | - | (3,125,555) | (3,125,555) |
| TOTAL AMOUNTS RECOVERED FROM REINSURANCE | - | - | (834,147) | (834,147) |
| TOTAL NET EXPENSES FROM REINSURANCE | (4,972,602) | - | (834,147) | (5,806,748) |
| The effect of and changes in time of time value of money and financial risk | (713,536) | - | 20,743 | (692,793) |
| TOTAL INSURANCE FINANCE INCOME OR EXPENSE | (713,536) | - | 20,743 | (692,793) |
| OTHER COMPREHENSIVE INCOME | 307,749 | - | 38,080 | 345,829 |
| TOTAL CHANGES IN THE STATEMENT OF FINANCIAL PERFORMANCE | (5,378,388) | - | (775,324) | (6,153,712) |
| Premiums paid net of ceding commissions and other directly attributable expenses paid | (8,449,200) | - | - | (8,449,200) |
| Recoveries from reinsurance | - | - | (1,233,499) | (1,233,499) |
| TOTAL CASH FLOWS | (8,449,200) | - | (1,233,499) | (9,682,699) |
| NET CLOSING BALANCE | 28,424,838 | - | 2,249,621 | 30,674,459 |
| Closing reinsurance contract assets | 28,445,146 | - | 2,241,332 | 30,686,478 |
| Closing reinsurance contract liabilities | (20,308) | - | 8,289 | (12,019) |
| Net balance as at 31 December 2025 | 28,424,838 | - | 2,249,621 | 30,674,459 |

6. Reinsurance contract assets – continued

(b) Reconciliation of the measurement components of reinsurance contract balances

| | Estimates of Present value of Future Cash Flows | Risk adjustment for non- financial risk | CSM | Total |
|---|--|--|--------------------|-------------------|
| Opening reinsurance contract assets | 18,751,937 | 891,282 | 2,383,691 | 22,026,910 |
| Opening reinsurance contract liabilities | - | - | - | - |
| Net balance as at 1 January 2024 | 18,751,937 | 891,282 | 2,383,691 | 22,026,910 |
| CSM recognised for services received | - | - | 244,000 | 244,000 |
| Change in the risk adjustment for non-financial risk for the risk expired | - | 1,059 | - | 1,059 |
| Experience adjustments not related to future service | (92,506) | - | - | (92,506) |
| CHANGES THAT RELATE TO CURRENT SERVICES | (92,506) | 1,059 | 244,000 | 152,553 |
| Contracts initially recognised in the year | (2,703,401) | 807,493 | 1,895,908 | - |
| Changes in estimates that adjust the CSM | 3,144,475 | 279,269 | (3,423,744) | - |
| Changes in estimates that adjust recoveries of losses on onerous underlying contracts | 7,608 | 27 | - | 7,633 |
| Changes in recoveries of losses on onerous underlying contracts that adjust the CSM | - | - | (7,633) | (7,633) |
| CHANGES THAT RELATE TO FUTURE SERVICES | 448,682 | 1,086,789 | (1,535,469) | - |
| Changes in fulfilment cash flows – adjustment to the LIC | (296,575) | (178,363) | - | (474,938) |
| Experience adjustments in claims and other insurance service expenses in LIC | (282,823) | (207,278) | - | (490,101) |
| CHANGES THAT RELATE TO PAST SERVICES | (579,398) | (385,641) | - | (965,039) |
| TOTAL NET EXPENSES FROM REINSURANCE | (223,223) | 702,207 | (1,291,469) | (812,485) |
| The effect of and changes in time of time value of money and financial risk | 23,325 | 3,249 | 3,031 | 29,605 |
| TOTAL INSURANCE FINANCE INCOME OR EXPENSE | 23,325 | 3,249 | 3,031 | 29,605 |
| OTHER COMPREHENSIVE INCOME | 132,134 | 16,294 | - | 148,428 |
| TOTAL CHANGES IN THE STATEMENT OF FINANCIAL PERFORMANCE | (67,763) | 721,750 | (1,288,439) | (634,452) |
| Premiums paid net of ceding commissions and other directly attributable expenses paid | 26,436,212 | - | - | 26,436,212 |
| Recoveries from reinsurance | (1,317,800) | - | - | (1,317,800) |
| TOTAL CASH FLOWS | 25,118,412 | - | - | 25,118,412 |
| NET CLOSING BALANCE | 43,802,586 | 1,613,032 | 1,095,252 | 46,510,870 |
| Closing reinsurance contract assets | 43,802,586 | 1,613,032 | 1,095,252 | 46,510,870 |
| Closing reinsurance contract liabilities | - | - | - | - |
| Net balance as at 31 December 2024 | 43,802,586 | 1,613,032 | 1,095,252 | 46,510,870 |

6. Reinsurance contract assets – continued

(b) Reconciliation of the measurement components of reinsurance contract balances

| | Estimates of Present value of Future Cash Flows | Risk adjustment for non- financial risk | CSM | Total |
|---|---|--|---------------------|--------------------|
| Opening reinsurance contract assets | 43,802,586 | 1,613,032 | 1,095,252 | 46,510,870 |
| Opening reinsurance contract liabilities | - | - | - | - |
| Net balance as at 1 January 2025 | 43,802,586 | 1,613,032 | 1,095,252 | 46,510,870 |
| CSM recognised for services received | - | - | 3,859,342 | 3,859,342 |
| Change in the risk adjustment for non-financial risk for the risk expired | - | (340,752) | - | (340,752) |
| Experience adjustments not related to future service | (6,199,783) | - | - | (6,199,783) |
| CHANGES THAT RELATE TO CURRENT SERVICES | (6,199,783) | (340,752) | 3,859,342 | (2,681,193) |
| Contracts initially recognised in the year | (599,174) | 51,188 | 547,986 | - |
| Changes in estimates that adjust the CSM | 13,210,293 | 169,372 | (13,379,665) | - |
| Changes in estimates that adjust recoveries of losses on onerous underlying contracts | 1,787 | - | - | 1,787 |
| Changes in recoveries of losses on onerous underlying contracts that adjust the CSM | - | - | (1,787) | (1,787) |
| CHANGES THAT RELATE TO FUTURE SERVICES | 12,612,906 | 220,560 | (12,833,466) | - |
| Changes in fulfilment cash flows – adjustment to the LIC | (2,591,162) | (153,607) | - | (2,744,769) |
| Experience adjustments in claims and other insurance service expenses in LIC | (266,526) | (114,260) | - | (380,786) |
| CHANGES THAT RELATE TO PAST SERVICES | (2,857,688) | (267,867) | - | (3,125,555) |
| TOTAL NET EXPENSES FROM REINSURANCE | 3,555,435 | (388,059) | (8,974,124) | (5,806,748) |
| The effect of and changes in time of time value of money and financial risk | (722,958) | (22,507) | 52,672 | (692,793) |
| TOTAL INSURANCE FINANCE INCOME OR EXPENSE | (722,958) | (22,507) | 52,672 | (692,793) |
| OTHER COMPREHENSIVE INCOME | 333,416 | 12,413 | - | 345,829 |
| TOTAL CHANGES IN THE STATEMENT OF FINANCIAL PERFORMANCE | 3,165,893 | (398,153) | (8,921,452) | (6,153,712) |
| Premiums paid net of ceding commissions and other directly attributable expenses paid | (8,449,200) | - | - | (8,449,200) |
| Recoveries from reinsurance | (1,233,499) | - | - | (1,233,499) |
| TOTAL CASH FLOWS | (9,682,699) | - | - | (9,682,699) |
| NET CLOSING BALANCE | 37,285,780 | 1,214,879 | (7,826,199) | 30,674,459 |
| Closing reinsurance contract assets | 37,279,171 | 1,213,219 | (7,805,912) | 30,686,478 |
| Closing reinsurance contract liabilities | 6,608 | 1,660 | (20,287) | (12,019) |
| Net balance as at 31 December 2025 | 37,285,779 | 1,214,879 | (7,826,199) | 30,674,459 |

6) Reinsurance contract assets – continued

The reconciliation of amounts presented in the statement of financial position with the “carrying amount of reinsurance contracts held” is as follows:

| | 2025 | 2024 |
|--|--------------------|-------------|
| | € | € |
| Amounts reported in the statement of financial position | | |
| Assets arising from reinsurance contracts held | 33,334,720 | 13,032,001 |
| Liabilities arising from reinsurance contracts held | - | - |
| Net position | 33,334,720 | 13,032,001 |
| Payables arising from reinsurance contracts held | 2,637,446 | 33,478,867 |
| Receivables arising from reinsurance contracts held | (5,297,707) | - |
| Carrying amount of insurance contracts as disclosed hereinafter | 30,674,459 | 46,510,869 |

7) Insurance contract liabilities

(a) Reconciliation of the liability for remaining coverage (LRC) and the liability for incurred claims (LIC)

| | LRC Excluding loss component | Loss component | LIC | Total |
|--|---------------------------------------|-------------------|---------------------|----------------------|
| Opening insurance contract assets | (28,831,068) | 174 | 3,388,985 | (25,441,909) |
| Opening insurance contract liabilities | 68,816,195 | 82,958 | 20,986,627 | 89,885,780 |
| Net balance as at 1 January 2024 | 39,985,127 | 83,132 | 24,375,612 | 64,443,870 |
| CSM recongnized for services provided | (118,545,156) | - | - | (118,545,156) |
| Change in risk adjustment for non-financial risk for risk expired | (2,048,087) | - | - | (2,048,087) |
| Expected insurance service expenses incurred: | (33,231,925) | - | - | (33,231,925) |
| <i>Claims</i> | <i>(22,220,947)</i> | - | - | <i>(22,220,947)</i> |
| <i>Expenses</i> | <i>(11,010,978)</i> | - | - | <i>(11,010,978)</i> |
| Recovery of insurance acquisition cash flows | (59,701,240) | - | - | (59,701,240) |
| TOTAL INSURANCE REVENUE | (213,526,408) | - | - | (213,526,408) |
| Incurring insurance services expenses | | (85,266) | 39,084,968 | 38,999,702 |
| <i>Claims</i> | - | <i>(15,792)</i> | <i>25,709,269</i> | <i>25,693,477</i> |
| <i>Expenses</i> | - | <i>(69,474)</i> | <i>13,375,699</i> | <i>13,306,225</i> |
| <i>Other movements related to current service</i> | - | - | - | - |
| Amortisation of insurance acquisition cash flows | 59,701,240 | - | - | 59,701,240 |
| Changes that relate to past service (changes in fulfilment cash flows re LIC) | - | - | (9,112,799) | (9,112,799) |
| <i>Changes that relate to future service</i> | - | 335,661 | - | 335,661 |
| <i>Losses for the net outflow recognized on initial recognition</i> | - | <i>4,156</i> | - | <i>4,156</i> |
| <i>Losses and reversal of losses on onerous contracts – subsequent measurement</i> | - | <i>331,505</i> | - | <i>331,505</i> |
| INSURANCE SERVICE EXPENSES | 59,701,240 | 250,395 | 29,972,169 | 89,923,804 |
| TOTAL INSURANCE SERVICE RESULT | (153,825,168) | 250,395 | 29,972,169 | (123,602,603) |
| The effect of and changes in time of time value of money and financial risk | 1,863,341 | 170 | 442,604 | 2,306,116 |
| TOTAL INSURANCE FINANCE INCOME OR EXPENSE | 1,863,341 | 170 | 442,604 | 2,306,116 |
| OTHER COMPREHENSIVE INCOME | (4,890,735) | - | 650,531 | (4,240,204) |
| TOTAL CHANGES IN THE STATEMENT OF FINANCIAL PERFORMANCE | (156,852,562) | 250,566 | 31,065,304 | (125,536,691) |
| Premium received | 281,575,378 | - | - | 281,575,378 |
| Claims and other directly attributable expenses paid | - | - | (30,007,125) | (30,007,125) |
| Insurance acquisition cash flows | (91,165,517) | - | - | (91,165,517) |
| TOTAL CASH FLOWS | 190,409,862 | - | (30,007,125) | 160,402,735 |
| NET CLOSING BALANCE | 73,542,427 | 333,697 | 25,433,791 | 99,309,915 |
| Closing insurance contract assets | (27,350,101) | 4,542 | 4,379,414 | (22,966,145) |
| Closing insurance contract liabilities | 100,892,528 | 329,155 | 21,054,377 | 122,276,060 |
| Net balance as at 31 December 2024 | 73,542,427 | 333,697 | 25,433,791 | 99,309,915 |

7. Insurance contract liabilities - continued

(a) Reconciliation of the liability for remaining coverage (LRC) and the liability for incurred claims (LIC)

| | LRC Excluding loss component | Loss component | LIC | Total |
|--|------------------------------------|-------------------|---------------------|----------------------|
| Opening insurance contract assets | (27,350,101) | 4,542 | 4,379,414 | (22,966,145) |
| Opening insurance contract liabilities | 100,892,528 | 329,155 | 21,054,377 | 122,276,059 |
| Net balance as at 1 January 2025 | 73,542,427 | 333,697 | 25,433,791 | 99,309,915 |
| CSM recongnized for services provided | (124,651,451) | - | - | (124,651,451) |
| Change in risk adjustment for non-financial risk for risk expired | (2,483,298) | - | - | (2,483,298) |
| Expected insurance service expenses incurred: | (47,393,920) | - | - | (47,393,920) |
| <i>Claims</i> | <i>(33,891,884)</i> | <i>-</i> | <i>-</i> | <i>(33,891,884)</i> |
| <i>Expenses</i> | <i>(13,502,036)</i> | <i>-</i> | <i>-</i> | <i>(13,502,036)</i> |
| Recovery of insurance acquisition cash flows | (77,456,136) | - | - | (77,456,136) |
| TOTAL INSURANCE REVENUE | (251,984,805) | - | - | (213,526,408) |
| Incurring insurance services expenses | - | (365,868) | 41,272,240 | 40,906,372 |
| <i>Claims</i> | <i>-</i> | <i>(106,117)</i> | <i>27,817,187</i> | <i>27,711,070</i> |
| <i>Expenses</i> | <i>-</i> | <i>(259,751)</i> | <i>13,611,879</i> | <i>13,352,128</i> |
| <i>Other movements related to current service</i> | <i>-</i> | <i>-</i> | <i>(156,826)</i> | <i>(156,826)</i> |
| Amortisation of insurance acquisition cash flows | 77,456,136 | - | - | 77,456,136 |
| Changes that relate to past service (changes in fulfilment cash flows re LIC) | - | - | (11,790,921) | (11,790,921) |
| <i>Changes that relate to future service</i> | <i>-</i> | 638,282 | <i>-</i> | 638,282 |
| <i>Losses for the net outflow recognized on initial recognition</i> | <i>-</i> | <i>103,573</i> | <i>-</i> | <i>103,573</i> |
| <i>Losses and reversal of losses on onerous contracts subsequent measurement</i> | <i>-</i> | <i>534,709</i> | <i>-</i> | <i>534,709</i> |
| INSURANCE SERVICE EXPENSES | 77,456,136 | 272,414 | 29,481,319 | 107,209,868 |
| TOTAL INSURANCE SERVICE RESULT | (174,528,669) | 272,414 | 29,481,319 | (144,774,937) |
| The effect of and changes in time of time value of money and financial risk | 2,538,758 | 5,495 | 585,750 | 3,130,003 |
| TOTAL INSURANCE FINANCE INCOME OR EXPENSE | 2,538,758 | 5,495 | 585,750 | 3,130,003 |
| OTHER COMPREHENSIVE INCOME | 553,557 | - | 167,665 | 721,222 |
| TOTAL CHANGES IN THE STATEMENT OF FINANCIAL PERFORMANCE | (171,436,354) | 277,909 | 30,234,733 | (140,923,712) |
| Premium received | 304,263,016 | - | - | 304,263,016 |
| Claims and other directly attributable expenses paid | - | - | (39,088,914) | (39,088,914) |
| Insurance acquisition cash flows | (103,914,260) | - | - | (103,914,260) |
| TOTAL CASH FLOWS | 200,348,756 | - | (39,088,914) | 161,259,842 |
| NET CLOSING BALANCE | 102,454,829 | 611,606 | 16,579,610 | 119,646,045 |
| Closing insurance contract assets | (27,022,335) | 127,536 | 446,919 | (26,447,881) |
| Closing insurance contract liabilities | 129,477,164 | 484,070 | 16,132,691 | 146,093,925 |
| Net balance as at 31 December 2025 | 102,454,829 | 611,606 | 16,579,610 | 119,646,045 |

7. Insurance contract liabilities - continued

(b) Reconciliation of the measurement components on insurance contract balances

| | Estimates of Present value of Future Cash Flows | Risk adjustment for non- financial risk | CSM | Total |
|---|--|--|----------------------|----------------------|
| Opening insurance contract assets | (124,281,118) | 2,065,700 | 96,773,508 | (25,441,909) |
| Opening insurance contract liabilities | (24,128,585) | - | 107,925,437 | 89,885,779 |
| Net balance as at 1 January 2024 | (148,409,703) | 8,154,628 | 204,698,945 | 64,443,870 |
| CSM recognised for services received | - | - | (118,545,156) | (118,545,156) |
| Change in the risk adjustment for non-financial risk for the risk expired | - | 173,302 | - | 173,302 |
| Experience adjustments not related to future service | 3,546,388 | - | - | 3,546,388 |
| CHANGES THAT RELATE TO CURRENT SERVICES | 3,546,388 | 173,302 | (118,545,156) | (114,825,465) |
| Contracts initially recognised in the year | (119,016,896) | 3,160,056 | 115,860,996 | 4,155 |
| Changes in estimates that adjust the CSM | (24,278,800) | 473,593 | 23,805,208 | - |
| Changes in estimates that adjust recoveries of losses on onerous underlying contracts | 368,557 | (37,052) | - | 331,505 |
| CHANGES THAT RELATE TO FUTURE SERVICES | (142,927,139) | 3,596,597 | 139,666,203 | 335,661 |
| Changes in fulfilment cash flows – adjustment to the LIC | (4,226,682) | (1,823,888) | - | (6,050,569) |
| Experience adjustments in claims and other insurance service expenses in LIC | (1,370,863) | (1,691,366) | - | (3,062,230) |
| CHANGES THAT RELATE TO PAST SERVICES | (5,597,545) | (3,515,254) | - | (9,112,799) |
| TOTAL NET EXPENSES FROM REINSURANCE | (144,978,296) | 254,646 | 21,121,048 | (123,602,603) |
| The effect of and changes in time of time value of money and financial risk | (5,465,892) | 195,608 | 7,576,400 | 2,306,116 |
| TOTAL INSURANCE FINANCE INCOME OR EXPENSE | (5,465,892) | 195,608 | 7,576,400 | 2,306,116 |
| OTHER COMPREHENSIVE INCOME | (4,485,869) | 245,666 | - | (4,240,204) |
| TOTAL CHANGES IN THE STATEMENT OF FINANCIAL PERFORMANCE | (154,930,058) | 695,919 | 28,697,448 | (125,536,691) |
| Premiums and premium tax received | 281,575,378 | - | - | 281,575,378 |
| Claims and other insurance service expenses paid, including investment components | (30,007,125) | - | - | (30,007,125) |
| Insurance acquisition cash flows | (91,165,517) | - | - | (91,165,517) |
| TOTAL CASH FLOWS | 160,402,735 | - | - | 160,402,735 |
| NET CLOSING BALANCE | (142,937,026) | 8,850,548 | 233,396,393 | 99,309,915 |
| Closing insurance contract assets | (137,085,837) | 2,418,430 | 111,701,262 | (22,966,145) |
| Closing insurance contract liabilities | (5,851,189) | 6,432,117 | 121,695,131 | 122,276,059 |
| Net balance as at 31 December 2024 | (142,937,026) | 8,850,548 | 233,396,393 | 99,309,915 |

7. Insurance contract liabilities – continued

(b) Reconciliation of the measurement components on insurance contract balances – continued

| | Estimates of Present value of Future Cash Flows | Risk adjustment for non- financial risk | CSM | Total |
|---|--|--|----------------------|----------------------|
| Opening insurance contract assets | (137,085,837) | 2,418,430 | 111,701,262 | (22,966,145) |
| Opening insurance contract liabilities | (5,850,636) | 6,432,117 | 121,694,578 | 122,276,059 |
| Net balance as at 1 January 2025 | (142,936,473) | 8,850,548 | 233,395,840 | 99,309,915 |
| CSM recognised for services received | - | - | (124,651,451) | (124,651,451) |
| Change in the risk adjustment for non-financial risk for the risk expired | | (1,058,268) | | (1,058,268) |
| Experience adjustments not related to future service | (7,912,578) | - | - | (7,912,578) |
| CHANGES THAT RELATE TO CURRENT SERVICES | (7,912,578) | (1,058,268) | (124,651,451) | (133,622,297) |
| Contracts initially recognised in the year | (133,111,579) | 2,129,912 | 131,085,241 | 103,573 |
| Changes in estimates that adjust the CSM | 12,578,853 | (1,273,873) | (11,304,980) | - |
| Changes in estimates that adjust recoveries of losses on onerous underlying contracts | 535,577 | (868) | - | 534,709 |
| CHANGES THAT RELATE TO FUTURE SERVICES | (119,997,150) | 855,171 | 119,780,261 | 638,282 |
| Changes in fulfilment cash flows – adjustment to the LIC | (7,120,465) | (1,015,876) | - | (8,136,341) |
| Experience adjustments in claims and other insurance service expenses in LIC | (1,802,635) | (1,851,945) | - | (3,654,580) |
| CHANGES THAT RELATE TO PAST SERVICES | (8,923,100) | (2,867,821) | - | (11,790,921) |
| TOTAL NET EXPENSES FROM REINSURANCE | (136,832,828) | (3,070,918) | (4,871,190) | (144,774,937) |
| The effect of and changes in time of time value of money and financial risk | (5,603,802) | 168,498 | 8,565,307 | 3,130,003 |
| TOTAL INSURANCE FINANCE INCOME OR EXPENSE | (5,603,802) | 168,498 | 8,565,307 | 3,130,003 |
| OTHER COMPREHENSIVE INCOME | 714,509 | 6,713 | - | 721,222 |
| TOTAL CHANGES IN THE STATEMENT OF FINANCIAL PERFORMANCE | (141,722,121) | (2,895,708) | 3,694,118 | (140,923,712) |
| Premiums paid and premium tax received | 304,263,016 | - | - | 304,263,016 |
| Claims and other insurance service expenses paid, including investment components | (39,088,914) | - | - | (39,088,914) |
| Insurance acquisition cash flows | (103,914,260) | - | - | (103,914,260) |
| TOTAL CASH FLOWS | 161,259,842 | - | - | 161,259,842 |
| NET CLOSING BALANCE | (123,398,752) | 5,954,840 | 237,089,957 | 119,646,045 |
| Closing insurance contract assets | (135,364,128) | 966,252 | 107,949,996 | (26,447,881) |
| Closing insurance contract liabilities | 11,965,376 | 4,988,588 | 129,139,962 | 146,093,925 |
| Net balance as at 31 December 2025 | (123,398,752) | 5,954,840 | 237,089,957 | 119,646,045 |

7. Insurance contract liabilities – continued

The reconciliation of amounts presented in the statement of financial position with the “carrying amount of insurance contracts held” is as follows:

| | 2025 € | 2024 € |
|---|--------------------|-------------------|
| Amounts reported in the statement of financial position | | |
| Liabilities arising from insurance contracts held | 107,048,571 | 83,053,869 |
| Assets arising from insurance contracts held | | - |
| Net position | 107,048,571 | 83,053,869 |
| Receivables arising from direct insurance and inward reinsurance operations | 19,235,915 | 26,252,217 |
| Payables arising from direct insurance and inward reinsurance operations | (6,638,441) | (9,996,172) |
| Carrying amount of insurance contracts as disclosed hereinafter | 119,646,045 | 99,309,915 |

8. Insurance and other receivables

| | 2025 € | 2024 € |
|---|-------------------|-------------------|
| <i>Receivables arising from direct insurance operations</i> | | |
| - due from intermediaries | 15,294,038 | 14,806,179 |
| <i>Other receivables</i> | | |
| - accrued interest from intermediate parent | 1,555,023 | 956,111 |
| - other accrued interest income | 709,704 | 588,365 |
| - other receivables | 108,951 | - |
| - prepayments | 10,470,066 | 6,226,160 |
| | 28,137,782 | 22,576,815 |

Insurance and other receivables are all classified as current assets. The receivables from intermediaries are disclosed here.

9. Deferred Taxation

a) Movement in deferred tax

| | 2025 € | 2024 € |
|---|----------------|------------------|
| At beginning of year | 200,181 | 2,403,552 |
| <i>Movement recorded during the year:</i> | | |
| - In Profit and Loss | (6,666) | (60,578) |
| - In Other Comprehensive Income | (186,191) | (2,147,011) |
| At end of year | 7,324 | 200,181 |

9. Deferred Taxation - continued

b) Temporary differences

Deferred income taxes are calculated on all temporary differences using a principal tax rate of 35% (2024: 35%). The analysis of deferred tax assets is as follows:

| | 2025 € | 2024 € |
|---|--------------|----------------|
| Temporary differences attributable to unrealized fair value | 33,513 | 351,093 |
| Temporary differences attributable to other provisions | 109,391 | 116,055 |
| Temporary differences attributable to OCI impact on IFRS17 | (135,580) | (266,967) |
| Balance as at 31 December | 7,324 | 200,181 |
| | 2025 € | 2024 € |
| Deferred tax asset | 7,324 | 200,181 |

10. Equipment

| | Computer and electronic equipment € | Furniture, fixtures and fittings € | Electrical and plumbing installations € | Total € |
|------------------------------------|---|---|---|------------|
| Year ended 31 December 2024 | | | | |
| Opening carrying amount | - | 1,759 | - | 1,759 |
| Depreciation charge | - | (1,759) | - | (1,759) |
| Closing carrying amount | - | - | - | - |
| At 31 December 2024 | | | | |
| Cost | 50,304 | 23,501 | 9,570 | 83,375 |
| Accumulated depreciation | (50,304) | (23,501) | (9,570) | (83,375) |
| Carrying amount | - | - | - | - |
| Year ended 31 December 2025 | | | | |
| Opening carrying amount | - | - | - | - |
| Depreciation charge | - | - | - | - |
| Closing carrying amount | - | - | - | - |
| At 31 December 2025 | | | | |
| Cost | 50,304 | 23,501 | 9,570 | 83,375 |
| Accumulated depreciation | (50,304) | (23,501) | (9,570) | (83,375) |
| Carrying amount | - | - | - | - |

11. Share capital

| | 2025 € | 2024 € |
|--|------------------|-----------|
| Authorised ordinary shares 40,000 (2024: 40,000) ordinary shares of €100 each | 4,000,000 | 4,000,000 |
| Ordinary shares issued and fully paid 40,000 (2024: 40,000) ordinary shares of €100 each | 4,000,000 | 4,000,000 |

12. Capital Contribution

| | 2025 € | 2024 € |
|-------------------------------|-------------------|------------|
| Balance at 1 January | 95,158,765 | 68,712,935 |
| Additions | - | 26,445,830 |
| Balance at 31 December | 95,158,765 | 95,158,765 |

During the year under review, no capital contribution was made (2024: capital contribution of €26,445,830 was made on the 15th October 2024).

13. Other reserves

This reserve records fair value changes on financial investments, representing unrealized gains not available for distribution.

| | 2025 € | 2024 € |
|---|------------------|-------------|
| Balance at 1 January | (156,091) | (4,143,398) |
| Gross movement in Revaluation | 907,146 | 1,745,686 |
| Gross movement in insurance and reinsurance | (375,393) | 4,388,632 |
| Deferred tax | (186,113) | (2,147,011) |
| Balance at 31 December | 189,549 | (156,091) |

14. Insurance and other payables

| | 2025 € | 2024 € |
|---|-------------------|------------|
| <i>Creditors arising out direct insurance operations</i> - due to intermediaries | 13,506,721 | 12,774,331 |
| <i>Other payables</i> - due to parent | 70,276 | 222,321 |
| - social security and other indirect taxes | 1,836,270 | 1,693,877 |
| - accruals and other payables | 700,236 | 266,644 |
| | 16,113,503 | 14,957,173 |

The payables from intermediaries are disclosed here. The carrying amount disclosed above reasonably approximate fair value at the reporting date. All amounts are payable within one year.

15. Investment income

| | 2025 | 2024 |
|---|------------------|------------------|
| | € | € |
| <i>Investment income</i> | | |
| Financial investments interest income | 1,336,512 | 1,279,900 |
| Interest income on loans and receivables | 3,070,595 | 2,123,476 |
| Other interest income | 2,737,104 | 4,226,757 |
| Financial assets amortisation of discount | 1,142,756 | 949,590 |
| | 8,286,967 | 8,579,724 |
| <i>Investment expenses and charges</i> | | |
| Financial assets amortisation of premium | (473,693) | (552,302) |
| Impairment Allowance | 16,303 | 13,380 |
| | (457,391) | (538,922) |
| Total investment income | 8,286,967 | 8,579,724 |
| Total investment expense | (457,391) | (538,922) |
| | (457,391) | (538,922) |
| Total investment Income | 7,829,577 | 8,040,802 |

16. Expenses by nature

| | 2025 | 2024 |
|------------------------|--------|--------|
| | € | € |
| Annual statutory audit | 91,364 | 85,827 |
| | 91,364 | 85,827 |

17. Employee benefit expenses

| | 2025 | 2024 |
|--|------------------|------------------|
| | € | € |
| Wages and salaries | 1,083,780 | 1,052,655 |
| Social security | 30,441 | 29,473 |
| | 1,114,221 | 1,082,128 |
| Total employee benefit expenses | 1,114,221 | 1,082,128 |

The average number of persons employed during the year was:

| | 2025 | 2024 |
|----------------|------|------|
| Managerial | 5 | 4 |
| Technical | 4 | 3 |
| Administrative | 4 | 4 |
| | 13 | 11 |
| | 13 | 11 |

18. Income tax expense

| | 2025 | 2024 |
|--------------------------------------|-------------------|-------------------|
| | € | € |
| (a) Current tax expense for the year | 50,034,573 | 44,988,930 |
| Current tax expense | 50,034,573 | 44,988,930 |
| Deferred tax expense (note 9) | 6,666 | 60,578 |
| | 50,041,239 | 45,049,508 |
| Total income tax expense | 50,041,239 | 45,049,508 |

18. Income tax expense - continued

(b) Tax recorded in Other Comprehensive Income

| | 2025 € | 2024 € |
|---|------------------|--------------------|
| Deferred tax movement | (186,191) | (2,147,011) |
| Total tax (credit) to Other Comprehensive Income | (186,191) | (2,147,011) |

(c) Tax recorded in Profit and Loss

| | 2025 € | 2024 € |
|--|----------------|-----------------|
| Deferred tax movement | (6,666) | (60,578) |
| Total tax (credit)/expense to Profit and Loss | (6,666) | (60,578) |

(b) Reconciliation of tax expense

| | 2025 € | 2024 € |
|---|-------------------|-------------------|
| Profit before tax for the year | 142,974,969 | 128,554,408 |
| Tax expense at Malta's statutory income tax rate of 35% | 50,041,239 | 44,994,043 |
| Unrecognised deferred tax | - | (55,465) |
| | 50,041,239 | 45,049,508 |

19. Risk management framework

Capital management objectives, policies and approach

The Company has established the following capital management objectives, policies and approach to manage the risks that affect its capital position:

- To maintain the required level of stability of the Company thereby providing a degree of security to policyholders.
- To allocate capital efficiently and support the development of business by ensuring that returns on capital employed meet the requirements of its capital providers and of its shareholders.
- To retain financial flexibility by maintaining strong liquidity and access to a range of capital markets.
- To align the profile of assets and liabilities taking account of risks inherent in the business.
- To maintain financial strength to support new business growth and to satisfy the requirements of the policyholders, regulators and stakeholders.
- To maintain strong credit ratings and healthy capital ratios in order to support its business objectives and maximise shareholders value.

The Company's capital management policy for its insurance business is to hold sufficient capital to cover the statutory requirements based on the MFSA Directives, including any additional amounts required by the Malta Financial Services Authority, the Regulator. The Company was compliant with the regulatory solvency requirements throughout the financial year.

The Solvency II Directive (2009/138/EC) came into force on 1st January 2016, with new regulatory requirements that dictate the capital required to service the risks the Company is currently undertaking. Solvency II also outlines how the own funds shall be derived by converting the Statement of Financial Position from an IFRS perspective to one where assets and liabilities are measured in line with their underlying economic value. As of this date, the solvency calculations under Solvency I regime will no longer be applicable.

The Directors are actively involved in the implementation of the Solvency II rules and these are highly embedded in the Company's operations.

19. Risk management framework - continued

Capital management objectives, policies and approach – continued

Regular monitoring of the SCR is considered crucial and a Capital Management and Dividend Policy has been put in place to describe the principles governing capital management and dividend distribution of the Company, that is, the process to be followed prior to effecting any decision impacting the capital position of RCI Insurance Limited thereby ensuring that the Company has sufficient levels of capital at all times to be able to service existing and foreseeable risks.

The MCR for the Company based on the audited SCR calculations as at 31 December 2025 is €33,049,220 (2024: €32,171,587). The Company has complied with the capital and solvency requirements as stipulated in the rules issued by the MFSA. Going forward, the Company is also expected to continue meeting the solvency II requirements, based on the projected SCR calculations included in the 2025 ORSA report. In the case of any solvency gap, the Directors have put in place a capital plan aimed to ensure that the Company will have adequate 'own funds' to meet the required SCR.

20. Insurance and financial risk

(a) Insurance risk

The principal risk the Company faces under insurance contracts is that the actual claims and benefit payments or the timing thereof, differ from expectations. This is influenced by the frequency of claims, severity of claims and actual benefits paid. Therefore, the objective of the Company is to ensure that sufficient reserves are available to cover these liabilities. The most significant risks for miscellaneous financial loss covers is a recession leading to high unemployment whilst for accident and health covers significant risks arise from lifestyle changes and epidemics.

The above risk exposure is mitigated by diversification of different classes of business across a large portfolio of insurance contracts and geographical areas. The variability of risks is also improved by careful selection and implementation of underwriting strategy guidelines and claim review policies, as well as the use of reinsurance arrangements.

The Company underwrites payment protection insurance covering death, accident, health and miscellaneous financial loss to clients of its ultimate parent Company, RCI Banque S.A. on a direct basis. Starting 2025, the Company launched the new reinsurance program of Extended Warranty, classified under the new Insurance Class 9 - "Fire & Other Damage to Property". Risks under these insurance policies on average span over a period of four years. As at the end of the year, the Company was operating in Germany, France, Italy, Spain, Austria, Portugal, Romania and Poland. In 2020, a Traffic Accident program was launched for MFS in Romania and similarly for Italy in 2022. The Companies have increased the insurance underwriting portfolio further in 2023 with the introduction of insurance product GAP for Italy and starting October 2024 also with the similar program in Germany (GAP – Return to Invoice "RTI"). From 1st of January 2025, the Company extended the geographical exposure of PPI programs by introducing the PPI program in Poland (offering Death, Disability, Unemployment and Hospitalization covers). Secondly, a new general accident insurance has been launched in Germany, starting Jan-2025. This program, so-called "Driver Protection Insurance", covers accidents of all kinds (not only those caused by a traffic accident).

In the "German" speaking countries (Germany, Austria and Switzerland), an Extended Warranty program for used cars was introduced from January 1, 2025, as part of the company's change in strategy, which focuses more on car-centric products than on financing programs.

In addition, the Company also continued writing reinsurance business with two counterparties. The risks are situated in France and Germany.

The variability of risks is improved by careful selection and implementation of underwriting strategies, which are designed to ensure that risks are diversified in terms of type of risk and level of insured benefits. The Company's business is underwritten through an intermediary's network consisting of Group companies. Internal underwriting guidelines are in place to enforce appropriate risk selection criteria and are reinforced by controls that are in place at a Group level. Strict claim review policies to assess all new and ongoing claims, regular detailed review of claims handling procedures and frequent investigation of possible fraudulent claims are all policies and procedures put in place to reduce the risk exposure of the Company. The Company further enforces a policy of actively managing and promptly pursuing claims, in order to reduce its exposure to unpredictable future developments that can negatively impact the business. An internal actuarial team determines the insurance contract liabilities at each reporting date.

20. Insurance and financial risk - continued

(a) Insurance risk - continued

For PPI business, the Company purchases reinsurance on its direct business as part of its risk mitigation program. The Company has placed its reinsurance treaty with an AA- rated Company, which has been actively monitored. Reinsurance ceded is placed on a proportional basis. This quota-share reinsurance is taken out to reduce the overall exposure of the Company to all classes of business in all countries. Amounts recoverable from the reinsurer are estimated in a manner consistent with the outstanding claims provision and are in accordance with the reinsurance contracts.

Although the Company has reinsurance arrangements, it is not relieved of its direct obligations to its policyholders and thus a credit exposure exists with respect to ceded insurance, to the extent that the reinsurer is unable to meet its obligations assumed under such reinsurance agreements.

On the other hand, the Company has assessed the risks being underwritten through the reinsurance treaty over the historical period, and based on that, the progressive disengagement (over 5 years) from the reinsurance in quota share with AXA on PPI programs, approved by the Board of Directors in 2017 has been implemented according to plan over the past four years and has ended in 2021 with a final quota share minimum at 10%. Starting the generation of 2022, no reinsurance quota-share has been recognized for PPI portfolio. As of FY2025 the reinsurance ceded part of PPI programs has represented less than 3% of GWP underwritten in 2025 (run-off of monthly payments portfolios in France and Germany).

Starting 2023, the new reinsurance treaty has been launched for GAP program in Italy. Because of the GAP ("Return-To-Invoice") program represents a new type of insurance product for the Company, the Company have decided to reinsure the entire portfolio of the generation 2023 as well as 2024 with Nissan International Insurance ("Reinsurer"). As this type of business is well established at Reinsurer, the Company will participate on their technical support and expertise. On the other hand, starting the generation of contracts of 2025, only "NISSAN Brand" production has been reinsured by Reinsurer.

Key assumptions

The principal assumption underlying the liability estimates is that the Company's future claims development will follow a similar pattern to past claims development experience within the RCI Group.

The Company has therefore assumed an ultimate loss ratio in order to estimate its total Liability for Incurred Claims, separately for current and past occurrence reporting periods, according to the accounting standards IFRS17, first time implemented starting 1st of January 2023.

| | <i>Central Scenario</i> | <i>Scenario 1 – Discount Rate</i> | <i>Scenario 2 – Claims</i> | <i>Scenario 3 – New Production</i> |
|--|-------------------------|-----------------------------------|----------------------------|------------------------------------|
| | € | € | € | € |
| Total Insurance Revenues | 251,984,805 | 251,984,805 | 245,962,451 | 250,013,190 |
| Total Insurance Services | (113,016,617) | (113,016,617) | (111,933,265) | (112,072,157) |
| INSURANCE SERVICE RESULT | 138,968,188 | 138,968,188 | 134,029,186 | 137,941,033 |
| Net financial result | (3,822,796) | (3,822,796) | (3,822,796) | (3,795,360) |
| Investment income | 7,829,595 | 7,829,595 | 7,829,595 | 7,829,595 |
| PROFIT BEFORE TAX | 142,974,987 | 142,974,987 | 138,035,985 | 141,975,267 |
| OTHER COMPREHENSIVE INCOME BEFORE TAX | (375,393) | (2,215,210) | (390,316) | (365,140) |

20. Insurance and financial risk – continued

(a) Insurance risk – continued

Scenario 1 – Discount Rate:

- Market – Interest rate shock: This is a +100bp in discount rate curve for each projection year.
- Based on the RCI Insurance's accounting methodology, the effect of financial risk and changes in financial risk is reported in Other Comprehensive Income ("OCI"). Therefore, a drop in OCI by (€1,839,817) has been reported in the Balance Sheet for RCI Insurance as an impact of increasing the discount rate as of the reporting period.

Scenario 2 – Claims:

- Insurance risk shock: This is a permanent increase of the claim frequency by +35% for the PPI – Total temporary Disability coverage, +45% for PPI- Unemployment coverage and +25% for GAP business.
- The shock has been applied on the Central scenario for the evolution of claims within the reporting period as well as remaining future coverage.
- The sensitivity represents one of the Adverse – Insurance risk scenarios reported in the 2025 ORSA report.
- Volatility of expected claims represents the most significant risk for RCI Insurance.
- No breaching of risk appetite rule was observed on profit (< 20% of Central Scenario), and the negative impact of (€4,939,002) (-3.5%) did not cause the Alert threshold to be exceeded (<10%) during the reporting period.

Scenario 3 – New Production:

- Regulatory shock: This is a decrease of the new production of 2025 by 20% for PPI business.
- The shock has been applied on the central scenario of the PPI contract production, underwritten in 2025.
- The sensitivity represents the potential impact on the new business production due to regulatory pressure on PPI business in EU countries.
- The decrease of reported Profit before tax would represent (€999,720), corresponding to a deviation of -0.7% vs Central scenario.

(b) Financial risk

The Company is exposed to financial risk that the proceeds from its financial assets are not sufficient to fund the obligations arising from its insurance risk.

The most important components of this financial risk are market risk (including interest rate risk), credit risk and liquidity risk. The risk management policies employed by the Company to manage these risks are discussed below.

(1) Credit risk

Credit risk is the risk that one party to a financial instrument will cause a financial loss to the other party by failing to discharge an obligation.

The Company writes PPI risks for the Renault group through various group entities. The Company therefore has no counterparty insurance credit risk to parties outside the Renault group thereby reducing substantially its credit risk.

The Company invests in French, Italian, Germany and Spanish government bonds, EIB bonds, European Union bonds, corporate bonds with reputable counterparties and holds deposits with RCI Banque S.A., a BBB rated financial institution licensed and regulated by the French Banque de France, a member of the Renault Group.

The primary debtor is the Company's parent undertaking, a BBB rated financial institution licensed and regulated by the French Banque de France.

Reinsurance is placed with two different counterparties – one counterparty that has an AA- credit rating and another which is unrated, having a Solvency II ratio of 152% (which corresponds to a BBB rating as per the Solvency II Directive). At each reporting date, management performs an assessment of the creditworthiness of the reinsurer and updates the reinsurance purchase strategy, ascertaining suitable allowance for impairment.

The credit risk in respect of customer balances incurred on non-payment of premiums or contributions will only persist during the grace year specified in the policy document or trust deed until expiry, when the policy is either paid up or terminated.

20. Insurance and financial risk – continued

(b) Financial risks – continued

(1) Credit risk - continued

Credit exposure

The table below shows the maximum exposure to credit risk for the components of the Statement of Financial Position and items such as future commitments as at 31 December.

| | Notes | 2025 € | 2024 € |
|-----------------------------------|-------|--------------------|--------------------|
| Loans and receivables | 5 | 93,500,000 | 81,500,000 |
| Financial assets | 4 | 113,231,474 | 108,767,023 |
| Reinsurance contract assets | 6 | 33,334,720 | 13,032,001 |
| Insurance and other receivables | 8 | 28,137,782 | 22,576,815 |
| Cash and cash equivalents | 3 | 113,710,140 | 115,874,283 |
| Total credit risk exposure | | 381,914,116 | 341,750,122 |

Credit exposure by credit rating

The table below provides information regarding the credit risk exposure of the Company at 31 December by classifying assets according to the Standard and Poor's credit ratings (or equivalent) of the counterparties. AAA is the highest possible rating. Assets that fall outside the range of AAA to BBB- are not rated.

| 31 December 2025 | Neither past due nor impaired | | | | | | Total € |
|---|-------------------------------|-------------------|------------------|-------------------|--------------------|-------------------|--------------------|
| | AA/A+ € | AA- € | A € | A- € | BBB+/BBB- € | Not rated € | |
| Loans and receivables | - | - | - | - | 93,500,000 | - | 93,500,000 |
| Financial investments – debt securities | 14,841,470 | 55,471,676 | 8,428,044 | 21,087,145 | 13,403,139 | - | 113,231,474 |
| Reinsurance contract assets | - | 33,334,720 | - | - | - | - | 33,334,720 |
| Insurance and receivables | 67,081 | 259,926 | 30,807 | 54,716 | 17,255,187 | 10,470,065 | 28,137,782 |
| Cash and cash equivalents | - | - | - | - | 111,115,019 | 2,595,120 | 113,710,140 |
| Total | 14,908,551 | 89,066,322 | 8,458,851 | 21,141,861 | 235,273,346 | 13,065,186 | 381,914,116 |

| 31 December 2024 | Neither past due nor impaired | | | | | | Total € |
|---|-------------------------------|-------------------|-------------------|-------------------|--------------------------|------------------|--------------------|
| | AA € | AA- € | A € | A- € | BBB+/BBB- / BBB- € | Not rated € | |
| Loans and receivables | - | - | - | - | 81,500,000 | - | 81,500,000 |
| Financial investments – debt securities | 25,601,889 | 33,036,854 | 13,219,405 | 23,564,352 | 13,344,523 | - | 108,767,023 |
| Reinsurance contract assets | - | 13,032,001 | - | - | - | - | 13,032,001 |
| Insurance and receivables | 113,205 | 90,213 | 38,153 | 49,620 | 16,059,466 | 6,226,159 | 22,576,815 |
| Cash and cash equivalents | - | - | - | - | 110,989,794 | 4,884,488 | 115,874,283 |
| Total | 25,715,094 | 46,159,067 | 13,257,558 | 23,613,972 | 221,893,782 | 11,110,64 | 341,750,122 |

20. Insurance and financial risk – continued

(b) Financial risks – continued

(1) Credit risk - continued

Credit exposure by rating - continued

During the year, no credit exposure limits were exceeded. The Company actively manages its product mix to ensure that there is no significant concentration of credit risk.

Impaired financial assets

For assets to be classified as 'past-due and impaired' contractual payments must be in arrears for more than 90 days. At 31 December 2025, €307,605 of the Company's assets were impaired (2024: €323,907).

(2) Liquidity risk

Liquidity risk is the risk that an entity will encounter difficulty in meeting obligations associated with financial instruments. In respect of catastrophic events there is also a liquidity risk associated with the timing differences between gross cash outflows and expected reinsurance recoveries.

The following policies and procedures are in place to mitigate the Company's exposure to liquidity risk:

- A Company liquidity risk policy setting out the assessment and determination of what constitutes liquidity risk for the Company. Compliance with the policy is monitored and exposures and breaches are reported to the Company Board. The policy is regularly reviewed for pertinence and for changes in the risk environment.
- Set guidelines on asset allocations, portfolio limit structures and maturity profiles of assets, in order to ensure sufficient funding available to meet insurance and investment contracts obligations.

The following table indicates the expected timing of cash flows arising from the Company's liabilities:

31 December 2025

| | 0-1 year € | 1-5 years € | >5 years € | Total € |
|--------------------------------|--------------------|-------------------|----------------|--------------------|
| Insurance contract liabilities | 50,613,554 | 55,455,517 | 979,499 | 107,048,571 |
| Insurance and other payables | 16,113,503 | - | - | 16,113,503 |
| Income tax payable | 50,034,573 | - | - | 50,034,573 |
| Total | 116,761,630 | 55,455,517 | 979,499 | 173,196,647 |

31 December 2024

| | 0-1 years € | 1-5 years € | >5 years € | Total € |
|--------------------------------|-------------------|-------------------|----------------|--------------------|
| Insurance contract liabilities | 37,950,313 | 44,748,198 | 355,359 | 83,053,869 |
| Insurance and other payables | 14,957,173 | - | - | 14,957,173 |
| Income tax payable | 44,988,937 | - | - | 44,988,937 |
| Total | 97,896,424 | 44,748,198 | 355,359 | 142,999,979 |

(3) Market risk

Market risk is the risk that the fair value or future cash flows of a financial instrument will fluctuate because of changes in market prices. Market risk comprises three types of risk: foreign exchange rates (currency risk), market interest rates (interest rate risk) and market prices (price risk). The Company invests in fixed income securities and deposits thereby exposing itself to interest rate risk. The Company's assets and liabilities are all denominated in Euro thereby leaving the Company with no currency exposure.

20. Insurance and financial risk – continued

(4) Interest rate risk

Interest rate risk is the risk that the value or future cash flows of a financial instrument will fluctuate because of changes in market interest rates.

(5) Foreign exchange risk

Foreign exchange risk is the risk of financial impact due to exchange rate fluctuations on an entity. In late 2020, the company started to write direct insurance business in Romania but did not report any foreign exchange gain or loss as the amounts were immaterial. Floating rate instruments expose the Company to cash flow interest risk, whereas fixed interest rate instruments expose the Company to fair value interest risk. The Company invests primarily in fixed interest rate bonds, long-term and short-term deposits which are re-priced at renewal of the deposit.

The Company's net exposure to interest rate risk is not considered to be material in view of the fact that the interest rates of the financial investments are fixed. Accordingly a sensitivity analysis for interest rate risk disclosing how profit or loss and equity would have been affected by changes in interest rates that were reasonably possible at reporting date is not deemed necessary.

21. Cash generated from operating activities

| | Notes | 2025 € | 2024 € |
|---|-------|--------------------|--------------------|
| Profit before tax | | 142,974,969 | 128,554,409 |
| <i>Adjustment for:</i> | | | |
| Depreciation of equipment | 10 | - | 1,759 |
| Interest income | | (7,144,212) | (7,630,134) |
| Net amortisation of premium on financial investments | 4 | (669,062) | (397,288) |
| Impairment allowance | 15 | 16,303 | 13,380 |
| <i>Movements in items in the Statement of Financial Position:</i> | | | |
| Reinsurance contract assets | | (20,302,718) | (31,523,959) |
| Insurance and other receivables | | (6,265,319) | 892,472 |
| Insurance contracts liabilities | | 23,619,308 | 50,843,086 |
| Insurance and other payables | | 1,156,331 | (3,061,345) |
| Cash generated from operating activities | | 133,385,600 | 137,692,380 |

22. Contingencies and commitments

(a) Capital commitments and operating leases

The Company has no capital commitments as at the reporting date

23. Related party disclosures

(a) Transactions with related parties

The Company enters into transactions with its parent, group undertakings and key management personnel in the normal course of business. Related parties are defined as those that have an ability to control or exercise significant influence over the other party in making financial and operation decisions.

Details of significant transactions carried out during the year with related parties are as follows:

| | Notes | 2025 € | 2024 € |
|--|-------|-------------|-------------|
| <i>(a) Sale of insurance contracts and other services</i> | | | |
| Investment income from parent | 15 | 3,070,595 | 2,101,680 |
| <hr/> | | | |
| | | | |
| | | | |
| <i>(b) Purchase of insurance and other services</i> | | | |
| Commission paid to group undertaking | | 103,249,975 | 88,529,059 |
| Claim handing fees paid to group undertaking | | 3,404,326 | 1,391,030 |
| Recharge of expenses for back-office services provided by group undertakings | | 2,876,660 | 3,415,209 |
| <hr/> | | | |
| Dividends paid | 24 | 83,504,901 | 110,083,331 |

Director's fees have been disclosed in Note 17. The General Manager, the Chief Financial Officer, Chief Risk Officer and Chief Legal and Compliance Officer are considered by the Company to be Key Management Personnel. The total payments to Key Management Personnel were €499,503 (2024: €459,787).

(b) Balances with related parties

Receivables from and payables to related parties are as follows:

| | Notes | 2025 € | 2024 € |
|---|-------|-------------|-------------|
| Receivables from related parties | | | |
| Debtor arising out of direct insurance operations | | | |
| - group undertakings | 8 | 15,294,038 | 14,806,179 |
| Deposits held with parent | 5 | 93,500,000 | 81,500,000 |
| Interest income due from parent | 8 | 1,555,023 | 956,111 |
| Cash and cash equivalents held with parent | 20 | 111,115,019 | 110,989,794 |
| <hr/> | | | |
| | | | |
| | | | |
| Payables to related parties | | | |
| Creditor arising out of direct insurance operations | | | |
| - group undertakings | 14 | 13,506,721 | 12,774,331 |
| - parent company | 14 | 70,276 | 222,321 |
| <hr/> | | | |

Loans and receivables are unsecured and earn an average fixed interest of 3.6% (2024: 2.9%) (note 5). All other outstanding balances at the reporting date are unsecured and interest free. Settlement will take place in cash.

There was no provision for doubtful debts at the reporting date and no bad debt expense during the year.

24. Dividends

| | 2025 € | 2024 € |
|---------------------------------------|-------------------|-------------|
| Dividends paid on ordinary shares net | 83,504,901 | 110,083,331 |
| Dividends per ordinary share | 2,087.62 | 2,090.94 |

25. Comparative Figures

The following line items in the 2024 balance sheet have been reclassified to align with the current year's presentation. The reclassification was made to reflect the cash-basis presentation requirements introduced by IFRS 17. Accordingly, the comparative figures have been restated to ensure consistency with the current year's basis of presentation. The impact of these reclassifications on the prior-year comparatives is summarised below.

| Balance Sheet | 2024 EUR As previously reported | EUR Restatement | 2024 EUR As restated |
|--------------------------------|--|----------------------------|-------------------------------------|
| ASSETS | | | |
| Reinsurance contract assets | 72,763,086 | (59,731,084) | 13,032,001 |
| Total assets | 401,681,387 | (59,731,084) | 341,950,303 |
| LIABILITIES | | | |
| Insurance contract liabilities | 142,784,955 | 59,731,084 | 83,053,869 |
| Total liabilities | 202,731,063 | 59,731,084 | 142,999,979 |

INDEPENDENT AUDITORS' REPORT

To the shareholders of RCI Insurance Limited

Report on the Audit of the Financial Statements

Opinion

We have audited the financial statements of RCI Insurance Limited (the Company), set out on pages 4 to 49, which comprise the statement of financial position as at 31 December 2025 and the Income statements, statement of comprehensive income, statement of changes in equity and statement of cash flows for the year then ended, and notes to the financial statements, including material accounting policy information.

In our opinion, the accompanying financial statements give a true and fair view of the financial position of the Company as at 31 December 2025, and of its financial performance and its cash flows for the year then ended in accordance with International Financial Reporting Standards as adopted by the EU (EU IFRSs) and have been prepared in accordance with the requirements of the Companies Act (Cap. 386).

Basis for Opinion

We conducted our audit in accordance with International Standards on Auditing (ISAs). Our responsibilities under those standards are further described in the Auditor's Responsibilities for the Audit of the Financial Statements section of our report. We are independent of the Company in accordance with the International Ethics Standards Board for Accountants' Code of Ethics for Professional Accountants together with the ethical requirements that are relevant to our audit of the financial statements in accordance with the Accountancy Profession Directive issued in terms of the Accountancy Profession Act (Cap. 281) (APA) in Malta, and we have fulfilled our other ethical responsibilities in accordance with these requirements and the IESBA Code. We believe that the audit evidence we have obtained is sufficient and appropriate to provide a basis for our opinion.

Key Audit Matters

Key audit matters are those matters that, in our professional judgment, were of most significance in our audit of the financial statements of the current period. These matters were addressed in the context of our audit of the financial statements as a whole, and in forming our opinion thereon, and we do not provide a separate opinion on these matters. Our description of how our audit addressed the matter is provided in that context.

INDEPENDENT AUDITORS' REPORT

To the shareholders of RCI Insurance Limited (continued)

Key Audit Matters (continued)

We have fulfilled the responsibilities described in the Auditor's responsibilities for the audit of the financial statements section of our report, including in relation to these matters. Accordingly, our audit included the performance of procedures designed to report to our assessment of the risk of material misstatement of the financial statements. The results of our audit procedures, including the procedures performed to address the matters below, provide the basis for our audit opinion on the accompanying financial statements.

Insurance liabilities

Risk description

At 31 December 2025 the Companies had liability for remaining coverage and liability for incurred claims as follows:

| | |
|----------------------------------|--------------|
| Liability for Remaining Coverage | €102,454,829 |
| Loss Component | €611,697 |
| Liability for Incurred Claims | €119,646,045 |

The Liability for incurred claims is measured as the total of the expected fulfilment cash flows relating to insurance events that occurred by the financial reporting date, which comprise reflect the time value of money and the associated financial risks, and risk adjustment for non-financial risks. We have considered the measurement of liability for remaining coverage as a key audit matter in view of the nature and subjectivity of the estimate, and its overall inherent estimation uncertainty. The subjectivity involved relates mainly to the judgement involved in the selection of actuarial assumptions. Due to the degree of such inherent estimation uncertainty, the ultimate total settlement value may be different from the amounts provided, and the amount of the Contractual Service Margin maybe different from the amounts recognized as profit in the future. Those differences maybe material.

How our audit addressed the key audit matter

As part of our procedures, with the assistance of our actuarial specialists, we evaluated the appropriateness of the Company's assumptions applied in estimating the future cash flows and the resulting estimate, for substantially all the liability for incurred claims and remaining liabilities. We have remeasured the risk adjustment and discounting rate as per our expectations based on industry knowledge and experience and compared these with the Company's results.

In relation to claims data and other elements used in the estimates, we evaluated a sample to assess their relevance and reliability based on the information available to the Company at the financial reporting date.

We have also assessed the relevance of disclosures relating to the Company's liability arising from insurance contracts presented in the note 7 to the financial statements.

INDEPENDENT AUDITORS' REPORT

To the shareholders of RCI Insurance Limited (continued)

Other Information

The directors are responsible for the other information. The other information comprises the information included in the annual report, other than the financial statements and the auditors' report thereon. Our opinion on the financial statements does not cover this information, and we do not express any form of assurance conclusion thereon other than our reporting on other legal and reporting requirements. In connection with our audit of the financial statements, our responsibility is to read the other information and, in doing so, consider whether the other information is materially inconsistent with the financial statements or our knowledge obtained in the audit, or otherwise appears to be materially misstated.

With respect to the Directors' Report, we also considered whether the Directors' Report includes the disclosures required by Article 177 of the Maltese Companies Act (Cap. 386). Based on the work we have performed, in our opinion:

- the information given in the directors' report for the financial year for which the financial statements are prepared is consistent with the financial statements; and
- the directors' report has been prepared in accordance with the Maltese Companies Act (Cap.386).

In addition, in light of the knowledge and understanding of the company and its environment obtained in the course of the audit, we are required to report if we have identified material misstatements in the directors' report. We have nothing to report in this regard.

Responsibilities of the Directors

The directors are responsible for the preparation of the financial statements that give a true and fair view in accordance with IFRS as adopted by the EU, and for such internal control as the directors determine is necessary to enable the preparation of financial statements that are free from material misstatement, whether due to fraud or error.

In preparing the financial statements, the directors are responsible for assessing the Company's ability to continue as a going concern, disclosing, as applicable, matters related to going concern and using the going concern basis of accounting unless the directors either intend to liquidate the Company or to cease operations, or has no realistic alternative but to do so.

Those charged with governance are responsible for overseeing the company's financial reporting process.

INDEPENDENT AUDITORS' REPORT

To the shareholders of RCI Insurance Limited (continued)

Auditor's Responsibilities for the Audit of the Financial Statements

Our objectives are to obtain reasonable assurance about whether the financial statements as a whole are free from material misstatement, whether due to fraud or error, and to issue an auditor's report that includes our opinion. Reasonable assurance is a high level of assurance but is not a guarantee that an audit conducted in accordance with ISAs will always detect a material misstatement when it exists. Misstatements can arise from fraud or error and are considered material if, individually or in the aggregate, they could reasonably be expected to influence the economic decisions of users taken on the basis of these financial statements.

As part of an audit in accordance with ISAs, we exercise professional judgment and maintain professional scepticism throughout the audit. We also:

- Identify and assess the risks of material misstatement of the financial statements, whether due to fraud or error, design and perform audit procedures responsive to those risks, and obtain audit evidence that is sufficient and appropriate to provide a basis for our opinion. The risk of not detecting a material misstatement resulting from fraud is higher than for one resulting from error, as fraud may involve collusion, forgery, intentional omissions, misrepresentations, or the override of internal control.
- Consider the extent of compliance with those laws and regulations that directly affect the financial statements, as part of our procedures on the related financial statements items. For the remaining laws and regulations, we make enquiries of directors and other management, and inspect correspondence with the regulatory authority as well as legal correspondence. As with Fraud, there remains a higher risk of non-detection of other irregularities (whether or not these relate to an area of law directly related to the financial statements), as these may likewise involve collusion, forgery, international omissions, misrepresentations, or the override of internal controls.
- Obtain an understanding of internal control relevant to the audit in order to design audit procedures that are appropriate in the circumstances, but not for the purpose of expressing an opinion on the effectiveness of the Company's internal control.
- Evaluate the appropriateness of accounting policies used and the reasonableness of accounting estimates and related disclosures made by the directors.
- Conclude on the appropriateness of the directors' use of the going concern basis of accounting and based on the audit evidence obtained, whether a material uncertainty exists related to events or conditions that may cast significant doubt on the Company's ability to continue as a going concern. If we conclude that a material uncertainty exists, we are required to draw attention in our auditor's report to the related disclosures in the financial statements or, if such disclosures are inadequate, to modify our opinion. Our conclusions are based on the audit evidence obtained up to the date of our auditor's report. However, future events or conditions may cause the company to cease to continue as a going concern.

INDEPENDENT AUDITORS' REPORT

To the shareholders of RCI Insurance Limited (continued)

Auditor's Responsibilities for the Audit of the Financial Statements (continued)

- Evaluate the overall presentation, structure and content of the financial statements, including the disclosures, and whether the financial statements represent the underlying transactions and events in a manner that achieves fair presentation.

We communicate with the audit committee regarding, among other matters, the planned scope and timing of the audit and significant audit findings, including any significant deficiencies in internal control that we identify during our audit.

We also provide the audit committee with a statement that we have complied with relevant ethical requirements regarding independence, and to communicate with them all relationships and other matters that may reasonably be thought to bear on our independence, and where applicable, related safeguards.

From the matters communicated the audit committee, we determine those matters that were of most significance in the audit of the consolidated financial statements of the current period and are therefore the key audit matters. We describe these matters in our auditor's report unless law or regulation precludes public disclosure about the matter or when, in extremely rare circumstances, we determine that a matter should not be communicated in our report because the adverse consequences of doing so would reasonably be expected to outweigh the public interest benefits of such communication.

Report on Other Legal and Regulatory Requirements

Under the Maltese Companies Act (Cap. 386) we are required to report to you if, in our opinion:

- We have not received all the information and explanations we require for our audit.
- Adequate accounting records have not been kept, or that returns adequate for our audit have not been received from branches not visited by us.
- The financial statements are not in agreement with the accounting records and returns.

We have nothing to report to you in respect of these responsibilities.

Additionally, the financial statements have been properly prepared in accordance with the requirements of the Insurance Business Act (Cap. 403).

INDEPENDENT AUDITORS' REPORT

To the shareholders of RCI Insurance Limited (continued) -

Use of audit report

This report is made solely to the company's members as a body in accordance with the requirements of the Companies Act CAP 386 of the laws of Malta. Our audit work has been undertaken so that we might state to the company's members those matters that we are required to state to them in an audit's report and for no other purpose. To the full extent permitted by law we do not assume responsibility to anyone other than the company's members as a body for our audit work, for this report or for the opinions we have formed.

Appointment


We were appointed by the shareholders as auditors of RCI Insurance Limited on 10 September 2020, as for the year ended 31 December 2020. The period of total uninterrupted engagement is five years.

Consistency with the additional report to those charged with Governance

Our opinion on our audit of the financial statements is consistent with the additional report to the audit committee required to be issued by the Audit Regulation (as referred to in the Act);

Non-audit services

We have not provided any of the prohibited services as set out in the accountancy profession act.



*This copy of the audit report has been signed by
Anthony Attard (Partner) for and on behalf of*

Forvis Mazars

Certified Public Accountants

The Watercourse, Level 2,
Mdina road, Zone 2, Central business district,
Birkirkara CBD2010 – Malta

27 March 2026